Gäller fr. o. m. ram nr Valid from frame No	ML-6000 1976
Gäller fr. o. m. motor nr Valid from engine No	2042-0001

"1976"

Reservdelar
Spare parts
250 moto cross



Husqvarna

Sid.
Page


4

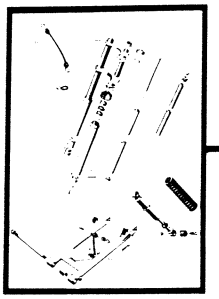
6

8


10

12

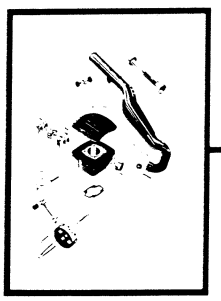
14


16

18

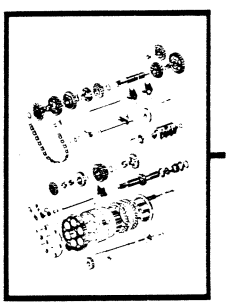
20


22

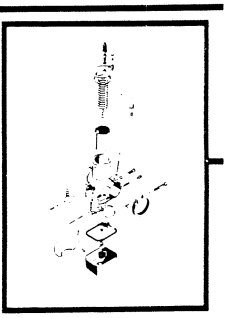
24


26

10 12 055-96 1,5 8-75

Husqvarna

Dimensioner och beteckningar
Dimensions and discriptions

Skruvar: Screws:	Gängdimension x längd (M6 x 30) Thread dimension x length
Muttrar: Nuts:	Gängdimension (M8) Thread dimension
Brickor: Washers:	Typ, inre Ø x yttre Ø x tjocklek (FBB 6,4 x 10 x 1) Type, inner Ø x exterior Ø x thickness

Typer: FBB = Fjäderbricka, öppen
Types: Spring washer open

FA = Fjäderbricka
Spring washer

LI = Låsbricka innertandad
Lock washer, inside indent

Kullager: Ball bearings:	Fabrikantens beteckning (SKF 6301) Manufacturers description
Tätringar: Sealing rings:	Inre Ø x yttre Ø x tjocklek (25 x 42 x 7) Inner Ø x exterior Ø x thickness

L = Längd
Length

z = Antal kuggar
Number of cogs

N = Ny reservdel
New spare part

Ram - Fotbromsreglage - Fotstöd - Parkeringsstöd
Frame - Footbrake - Footrest - Parking rest

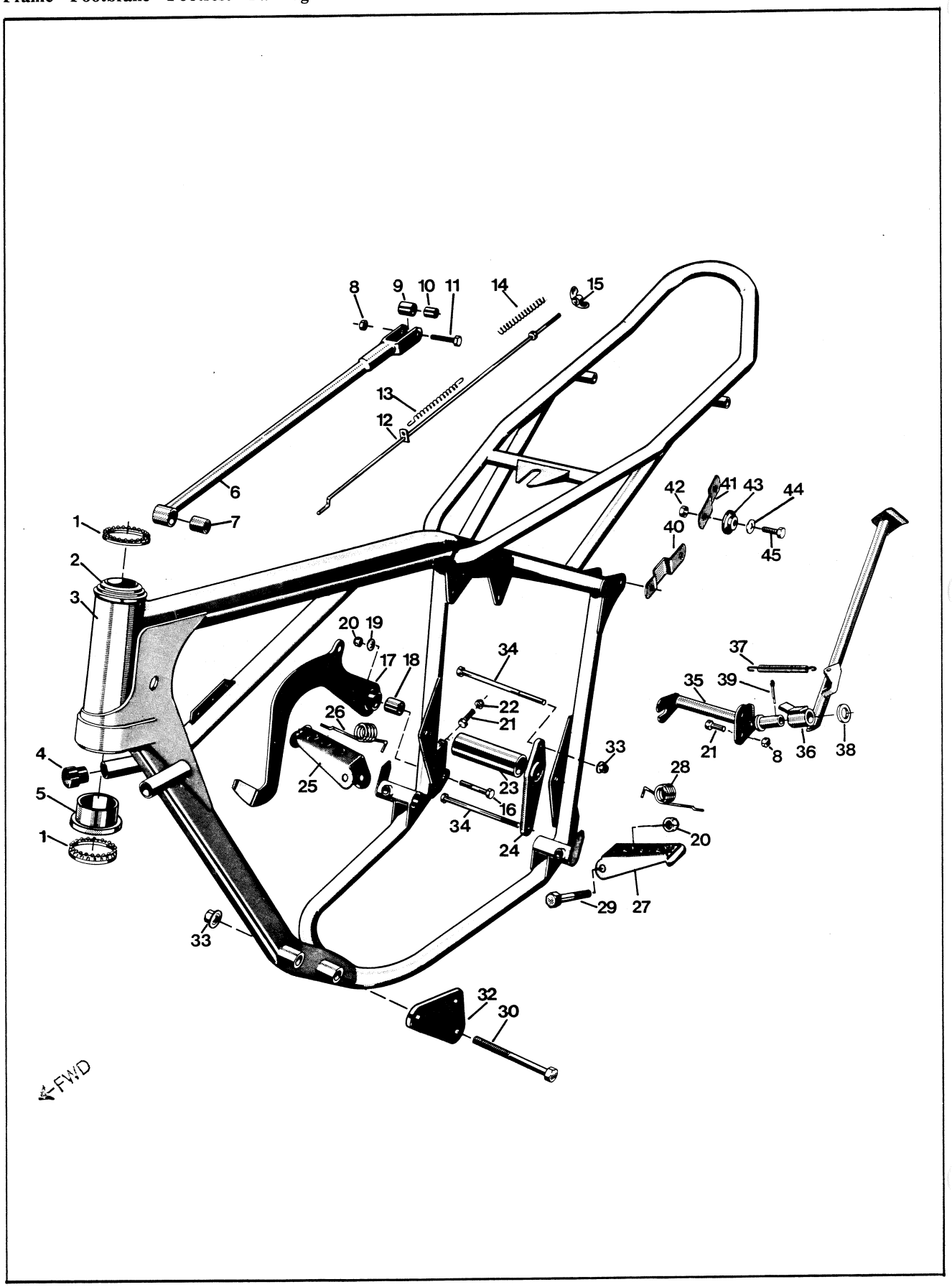

	Bild Fig.	Det. nr Part number	st. pcs.	Benämning Description
	1	15 12 263-01	2	Kulring Ball ring
	2	15 12 227-01	1	Styrlagerskål Bearing shell
	3	15 10 553-01	1	Ram Frame
	4	15 10 555-02	2	Buffert Buffer
	5	15 12 233-01	1	Lagerskål undre Bearing shell lower
	6	15 15 193-01	1	Bromslänk Brake link
*	7	15 15 414-01	1	Bussning Bushing
*	8	25 80 142-01	1	Mutter M6 Nut
	9	15 15 107-01	1	Bussning Bushing
	10	15 15 108-01	1	Hylsa Sleeve
*	11	20 06 374-12	1	Skruv M6 x 30 Screw
	12	15 15 176-01	1	Bromsstång Brake rod
	13	15 15 112-01	1	Fjäder Spring
*	14	12 15 160-01	1	Fjäder Spring
	15	15 15 173-01	1	Vingmutter M6 Wing nut
	16	20 06 461-14	1	Skruv M8x50 Screw
	17	15 15 182-01	1	Bromspedal Brake pedal
	18	15 15 415-01	1	Bussning Bushing
	19	28 01 501-01	1	Bricka 8,5 x 23 x 1,5 Washer
*	20	25 82 118-14	3	Mutter M8 Nut
*	21	20 06 455-11	2	Skruv M6x22 Screw
	22	25 09 316-11	1	Mutter M6 Nut
*	23	15 10 559-01	1	Distans Distance
	24	15 10 556-01	2	Motorfästplåt Engine clamp plate
	25	15 13 051-01	1	Fotstöd hö Footrest right
	26	15 13 047-01	1	Fjäder hö Spring right
	27	15 13 053-01	1	Fotstöd vä Footrest left
	28	15 13 048-01	1	Fjäder vä Spring left
	29	20 06 462-12	2	Skruv M8 x 40 Screw
*	30	20 06 472-12	2	Skruv M8 x 105 Screw
	32	15 10 561-01	2	Motorfästplåt Engine clamp bolt
	33	25 82 118-14	5	Mutter M8 Nut
*	34	20 06 477-14	2	Skruv M8 x 130 Screw
	35	15 10 565-01	1	Fäste Attachment

	Bild Fig.	Det. nr Part number	st. pcs.	Benämning Description
	36	15 10 563-01	1	Parkeringsstöd Parking rest
	37	15 10 572-01	1	Fjäder Spring
	38	28 16 300-12	1	Bricka 17 x 30 x 3 Washer
	39	28 35 400-11	1	Saxpinne Split pin
	40	15 19 344-01	2	Nummerplåtfäste Number plate att.
*	41	15 19 343-01	2	Nummerplåtfäste Number plate att.
	42	25 80 142-01	4	Mutter M6 Nut
	43	15 19 342-01	4	Bussning Bushing
	44	28 01 416-01	4	Bricka 6,5 x 22 x 1,5 Washer
*	45	20 06 371-12	4	Skruv M6 x 22 Screw

Framgaffel - Bakgaffel
Front fork - Rear fork

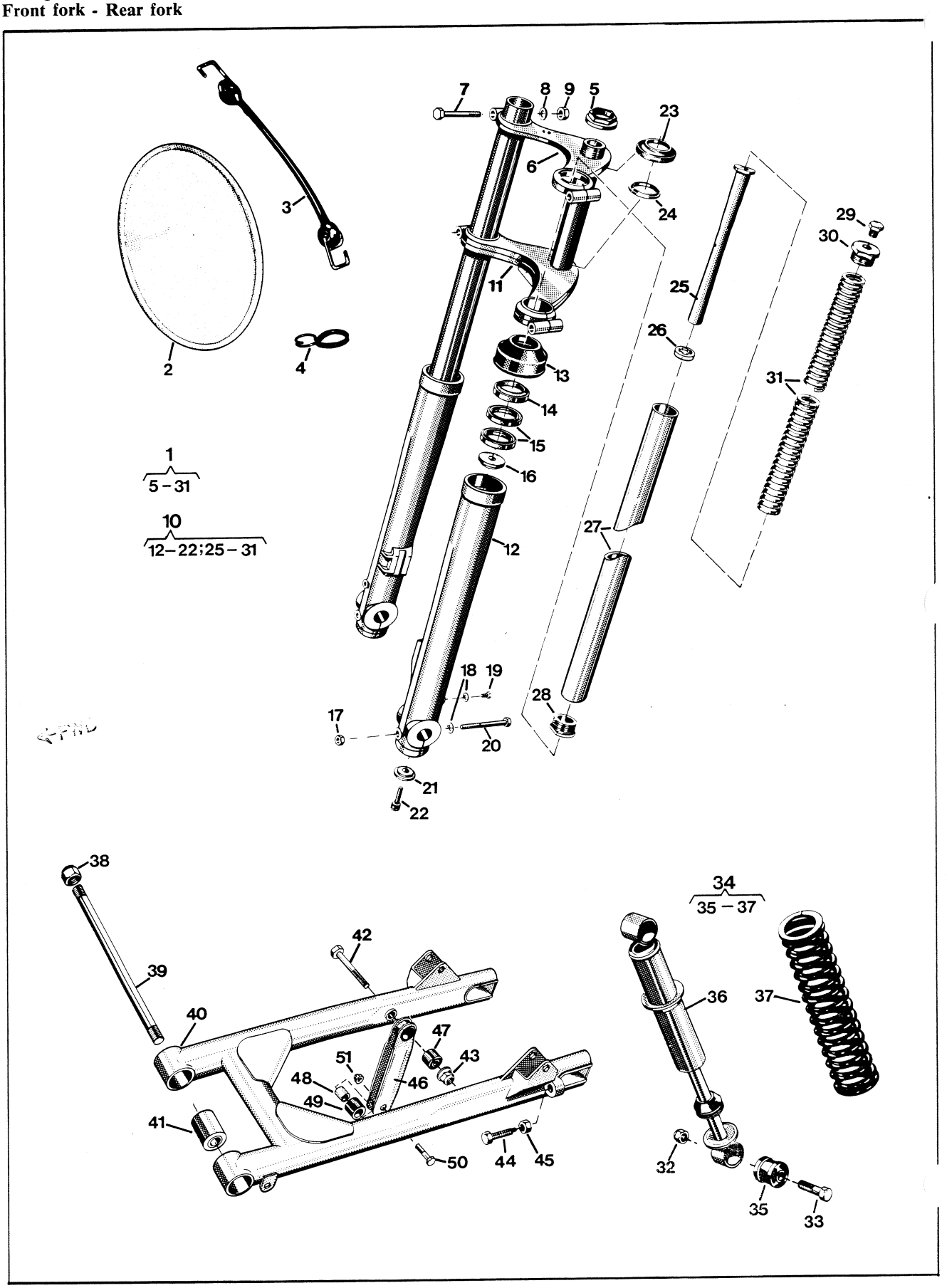

Bild Fig.	Det. nr Part number	st. pcs.	Benämning Description
1	15 12 264-01	1	Framgaffel kpl. Front fork compl
2	15 19 001-01	3	Nummerplåt vit Number plate white
3	15 19 362-01	1	Hållare Holder
4	15 19 360-01	1	Wire guide Wire guide
5	15 12 152-01	1	Mutter Nut
6	15 12 118-02	1	Gaffelplåt övre Fork plate upper
7	21 35 203-12	4	Skruv UNF 3/8 x 57 Screw
8	28 01 577-01	4	Bricka 10,5 x 16 x 2 Washer
9	25 41 303-11	4	Mutter UNF 3/8 Nut
10	15 12 261-01	2	Gaffelben kpl. Fork leg compl.
11	15 12 265-01	1	Gaffelkrona Fork crown
12	15 12 159-01	2	Gaffelben nedre Fork leg lower
13	15 12 151-01	2	Skraphylsa Scratch sleeve
14	15 12 165-01	2	Avstrykare Stripper
15	29 65 650-01	4	Tätring 37 x 47 x 7 Seal
16	15 12 260-01	2	Bricka övre Washer upper
17	25 82 116-14	2	Mutter M6 Nut
18	28 16 201-01	4	Bricka 6,4 x 12 x 1,5 Washer
19	20 06 362-11	2	Skruv M6 x 8 Screw
20	20 24 383-14	2	Skruv M6 x 65 Screw
21	15 12 259-01	2	Bricka undre Washer lower
22	20 06 497-12	2	Skruv M10 x 35 Screw
23	15 12 234-01	1	Styrlagerskål Bearing shell
24	15 12 226-01	1	Styrlagerkona Bearing cone
25	15 12 257-01	2	Dämpspindel Damping spindle
26	15 12 258-01	2	Tätningsbricka Washer
27	15 12 170-01	2	Gaffelben övre Fork leg upper
28	15 12 239-01	2	Ventilhus Valve body
29	15 12 173-01	2	Propp Plug
30	15 12 174-01	2	Toppskruv Top screw
31	15 12 231-01	2	Fjäder Spring
32	25 80 171-01	4	Mutter M10 Nut
33	20 06 500-12	4	Skruv M10 x 45 Screw

Bild Fig.	Det. nr Part number	st. pcs.	Benämning Description
34	15 10 583-01	2	Stötdämpare Suspension unit
35	15 19 829-01	4	Bussning Bushing
36	15 10 579-01	2	Stötdämpare Damper
37	15 19 823-01	2	Fjäder 110 lb/in Spring
38	25 81 170-12	2	Mutter M12 x 1 Nut
39	15 10 560-01	1	Fästbult Att. bolt
40	15 10 541-01	1	Bakgaffel Rear fork
41	15 10 593-01	2	Elastisk bussning Elastic bushing
* 42	20 24 466-44	1	Skruv M8 x 75 Screw
43	25 80 153-01	1	Mutter M8 Nut
44	15 10 573-01	2	Skruv Screw
45	25 09 318-11	2	Mutter M8 Nut
46	15 15 409-01	1	Kedjestyrare Chain guide
47	15 15 414-01	2	Bussning Bushing
48	15 15 413-01	2	Hylsa Sleeve
49	15 15 412-01	2	Rulle Roller
* 50	20 06 376-12	2	Skruv M6 x 35 Screw
* 51	25 80 142-01	2	Mutter M6 Nut

Styre - Tank - Sadel
Handlebar - Tank - Saddle

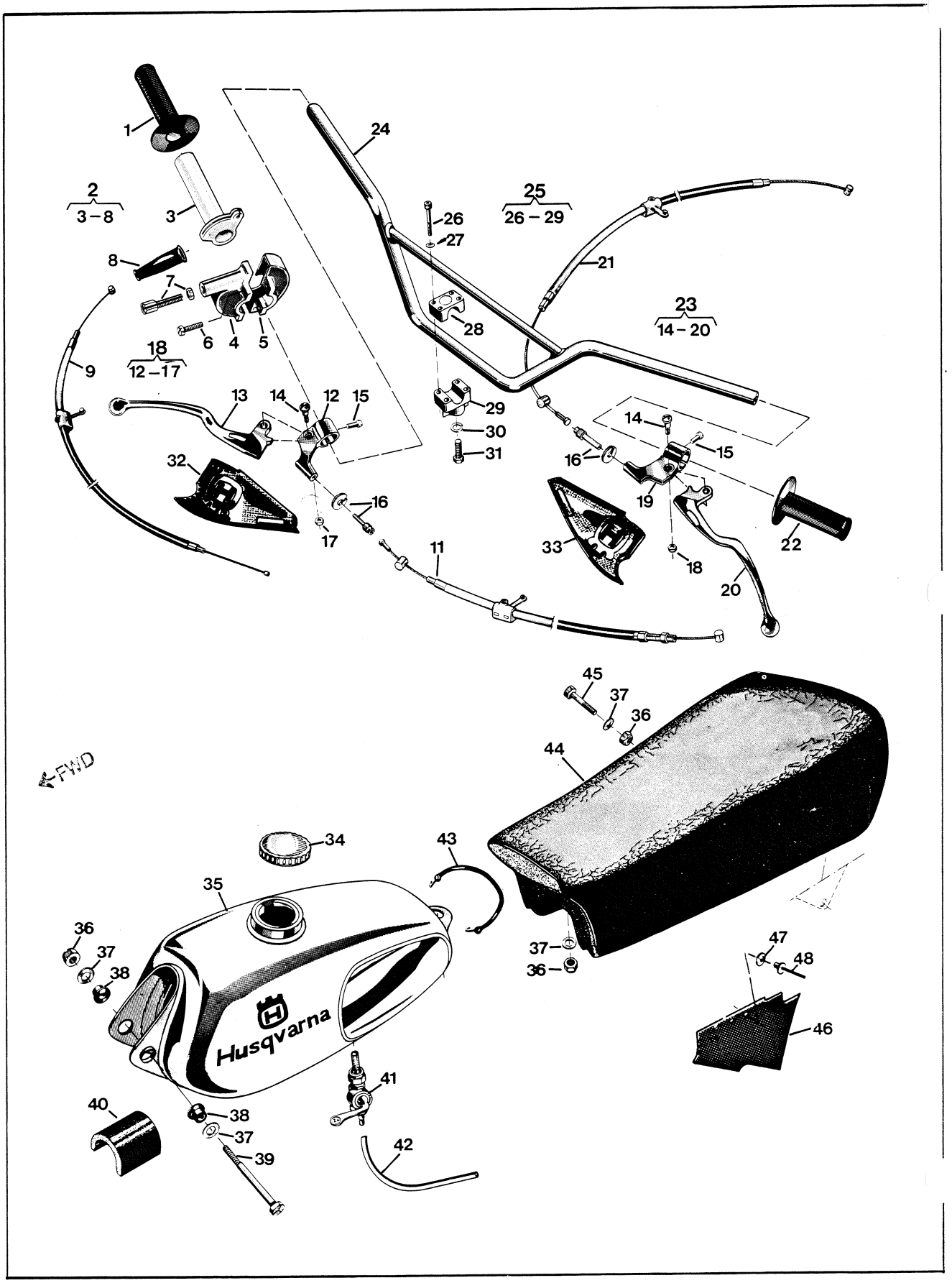

	Bild Fig.	Det. nr Part number	st. pcs.	Benämning Description
N	1	15 15 266-01	1	Gummihandtag Rubber handle
N	2	15 15 258-01	1	Gashandtag Throttle handle
	6	20 62 329-12	2	Skruv M5 x 16 Screw
N	7	15 15 261-01	1	Justernippel Nipple
N	8	15 15 262-01	1	Skyddshylsa Protecting sleeve
N	9	15 15 264-01	1	Gaswire Throttle wire
	10	15 13 029-01	1	Bromshandtag kpl. Brake handle compl.
*	11	15 15 007-04	1	Bromswire Brake wire
	14	12 13 810-01	2	Ansatsskruv Screw
	15	22 86 595-01	2	Skruv Screw
	16	12 13 821-01	2	Kabelspännskruv Cable adjusting screw
*	17	25 09 316-11	2	Mutter M6 Nut
*	18	15 13 029-01		Bromshandtag kpl. Brake handle compl.
	21	16 11 999-06	1	Frikopplingswire Declutching wire
N	22	15 15 265-01	1	Gummihandtag Rubber handle
	23	15 13 032-01	1	Kopplingshandtag kpl. Declutching handle compl.
	24	15 13 018-01	1	Styrstång Handle bar
	25	15 13 009-01	2	Styrhållare kpl. Handlebar ret. compl.
	26	20 24 376-42	8	Skruv M6 x 35 Screw
	27	28 16 201-01	8	Bricka 6,4 x 12 x 1,5 Washer
	30	28 04 375-01	2	Bricka FBB 10,2 x 17,2 Washer
	31	20 06 493-12	2	Skruv M10 x 25 Screw
	32	15 13 055-01	1	Handtagsskydd hö Handle protector right
	33	15 13 056-01	1	Handtagsskydd vä Handle protector left
	34	15 14 008-02	1	Tanklock Tank cap
* N	35	15 14 055-01	1	Bränsletank Fuel tank
	36	25 80 153-01	4	Mutter M8 Nut
	37	28 16 231-01	4	Bricka 8,4 x 16 x 1,5 Washer
	38	15 14 032-01	2	Gummibussning Rubber bushing
	39	20 06 469-11	2	Skruv M8 x 90 Screw
	40	15 14 041-01	1	Stöd Support
	41	15 14 056-01	1	Bränslekran Fuel cock
	42	15 14 057-01	-	Bränsleslang /m 6 x 10 Fuel hose

Bild Fig.	Det. nr Part number	st. pcs.	Benämning Description
43	15 14 049-01	1	Tankhållare Tankholder
44	15 13 533-01	1	Sadel Saddle
45	20 06 459-12	1	Skruv M8 x 40 Screw
46	15 13 537-01	1	Stänkskydd Splash guard
47	28 01 230-11	3	Bricka 4,4 x 10 x 0,5 Washer
48	51 20 300-01	3	Nit 4 x 12 Rivet
-	15 13 535-01	-	SEAT COVER
			GAS TANK DECAL
	15 19 046-01		WHITE
	15 19 047-01		BLUE

Framhjul
Front wheel

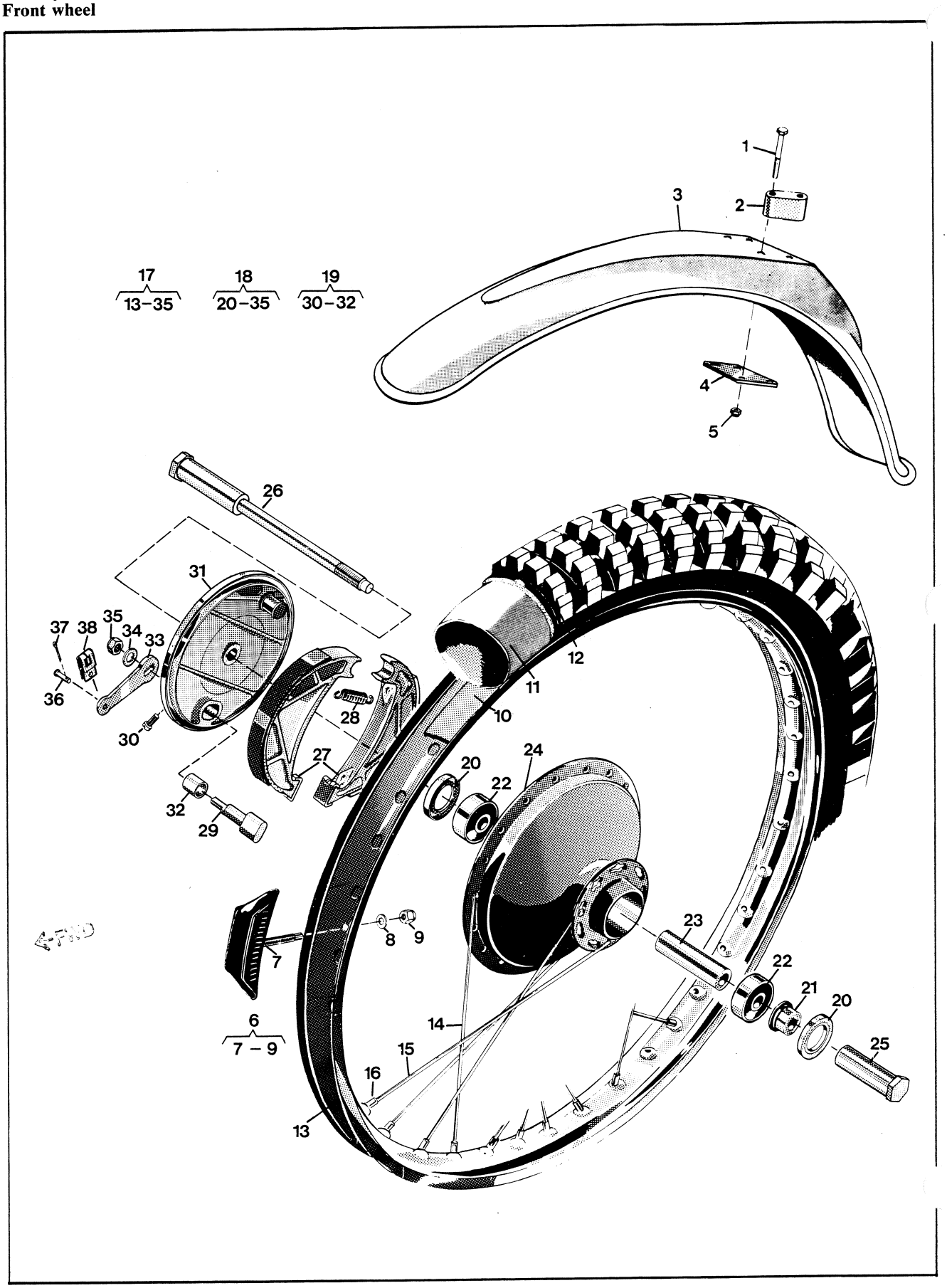

Bild Fig.	Det. nr Part number	st. pcs.	Benämning Description
• 1	20 06 381-12	4	Skruv M6 x 55 Screw
2	15 18 028-01	2	Stöd Support
3	15 18 037-01	1	Framskärm Front mudguard
4	15 18 039-01	1	Stödbricka Support washer
5	25 80 142-01	4	Mutter M6 Nut
6	15 16 144-01	1	Däcklås WM1 Tyre lock
8	28 16 231-01	1	Bricka 8,4 x 16 x 1,5 Washer
9	25 80 153-01	1	Mutter M8 Nut
10	15 16 029-01	1	Fälgband 21" Rim band
11	15 16 028-01	1	Innerslang 3,00 x 21" Inner tube
12	15 16 124-01	1	Däck 3,00 x 21 Tyre
13	15 16 142-01	1	Fälg WM1 Rim
14	15 16 049-12	18	Eker L=224 Spoke
15	15 16 049-13	18	Eker L=241 Spoke
-	15 16 087-01	-	Ekersats Spoke unit
16	15 16 018-01	36	Nippel M4 Nipple
17	15 16 151-01	1	Framhjul kpl. exkl. gummi Front wheel compl. excl. rubber
18	15 16 102-02	1	Framnav kpl Front hub compl.
19	15 16 663-01	1	Bromssköld Brake plate
20	29 65 448-07	2	Tätring 25 x 42 x 7 Seal
21	15 16 536-01	1	Distansring Distance ring
22	29 31 200-38	2	Kullager SKF 6302 RS Ball bearing
23	15 16 109-01	1	Distanshylsa Distance sleeve
25	15 16 084-01	1	Axelmutter Nut
26	15 16 082-01	1	Axel Shaft
27	15 16 543-01	1	Bromsback Brake shoe
28	15 16 547-01	2	Returfjäder Return spring
29	15 16 548-01	1	Excenter Brake cam
30	20 62 360-11	1	Skruv M6 x 6 Screw
32	15 16 667-01	1	Bussning Bushing
33	15 16 668-01	1	Hävarm Lever
34	28 16 241-01	1	Bricka 8,4 x 18 x 1,5 Washer
35	25 80 153-01	1	Mutter M8 Nut

Bild Fig.	Det. nr Part number	st. pcs.	Benämning Description
36	12 25 258-01	1	Bult Bolt
37	28 35 217-01	1	Saxpinne 2 x 12 Split pin
38	12 15 194-01	1	Bygel Strop
-	1516 022-01	-	NIPPLE SET (36)

Bakhjul
Rear wheel

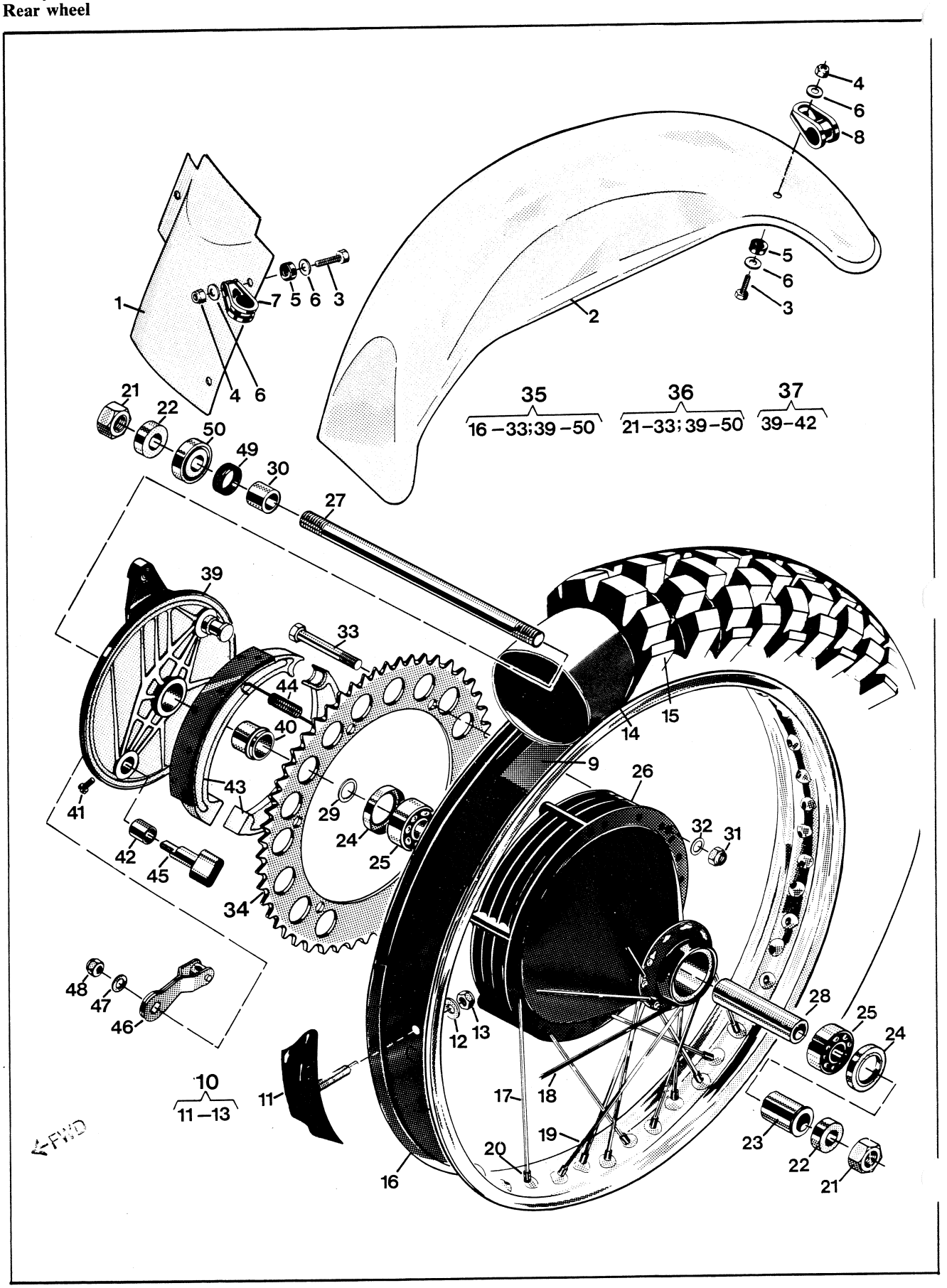

	Bild Fig.	Det. nr Part number	st. pcs.	Benämning Description
	1	15 18 142-01	1	Stänkskydd Splash guard
	2	15 18 140-01	1	Bakskärm Rear mudguard
	3	20 06 371-12	7	Skruv M6 x 22 Screw
	4	25 80 142-01	7	Mutter M6 Nut
	5	15 18 121-01	7	Gummibricka Rubber washer
*	6	28 16 211-01	14	Bricka 6,4 x 14 x 1,5 Washer
	7	15 18 139-01	3	Fäste Attachment
	8	15 18 137-01	4	Fäste Attchment
	9	15 16 509-01	1	Fälgband Rim band
*	10	15 16 685-01	2	Däcklås WM3 Tyre lock
*	12	28 16 231-01	2	Bricka 8,4 x 16 x 1,5 Washer
*	13	25 80 153-01	2	Mutter M8 Nut
	14	15 16 508-01	1	Innerslang 4,00 x 18 Inner tube
	15	15 16 619-01	1	Däck 4,5 x 18 4ply Tyre
	16	15 16 680-01	1	Fälg WM3 Rim
	17	15 16 049-15	12	Eker L=191 Spoke
	18	15 16 049-17	18	Eker L=203 Spoke
	19	15 16 049-14	6	Eker L=161 Spoke
	-	15 16 620-01	-	Ekersats bak Spoke unit, rear
	20	15 16 018-01	36	Ekernippel Spoke nipple
	21	15 16 598-01	2	Mutter Nut
	22	15 16 556-01	2	Distanshylsa Distance sleeve
	23	15 16 669-01	1	Distanshylsa Distance sleeve
	24	29 65 448-07	2	Tätring 25 x 42 x 7 Seal
	25	29 31 200-38	2	Kullager SKF 6302 Rs Ball bearing
	26	15 16 600-01	1	Navhylsa Hub sleeve
	27	15 16 670-01	1	Axel Shaft
	28	15 16 607-01	1	Distanshylsa Distance sleeve
	29	29 95 275-01	1	Bricka 15,5 x 25 x 2 Washer
	30	15 16 609-01	1	Lagerhylsa Bearing sleeve
	31	25 80 153-01	6	Mutter M8 Nut
	32	28 16 231-01	6	Bricka 8,4 x 16 x 1,5 Washer
	33	20 06 464-12	6	Skruv M8 x 65 Screw
	34	15 16 606-02	1	Kedjekrans z=53 Sprocket

	Bild Fig.	Det. nr Part number	st. pcs.	Benämning Description
	35	15 19 819-01	1	Bakhjul kpl exkl. gummi Rear wheel cpl excl rubber
	36	15 19 818-01	1	Nav kpl utan kedjedrev Hub cpl
*	37	15 16 665-01	1	Bromssköld Brake plate
	40	15 16 605-01	1	Bussning Sleeve
	41	20 62 360-11	1	Skruv M6 x 6 Screw
	42	15 16 667-01	1	Bussning Bushing
*	43	15 16 543-01	2	Bromsback Brake shoe
	44	15 16 547-01	2	Fjäder Spring
	45	15 16 548-01	1	Bromsexcenter Brake cam
	46	15 16 513-01	1	Hävarm Lever
	47	28 16 241-01	1	Bricka 8,4 x 18 x 1,5 Washer
	48	25 80 153-01	1	Mutter M8 Nut
	49	12 16 549-01	1	Tätring Seal
	50	15 16 611-01	1	Tätningshållare Seal case
	~	15 16 022-01	-	NIPPLE SET (36)

Husqvarna

Cylinder - Vevparti - Avgasrör
Cylinder - Crankshaft - Exhaust tube

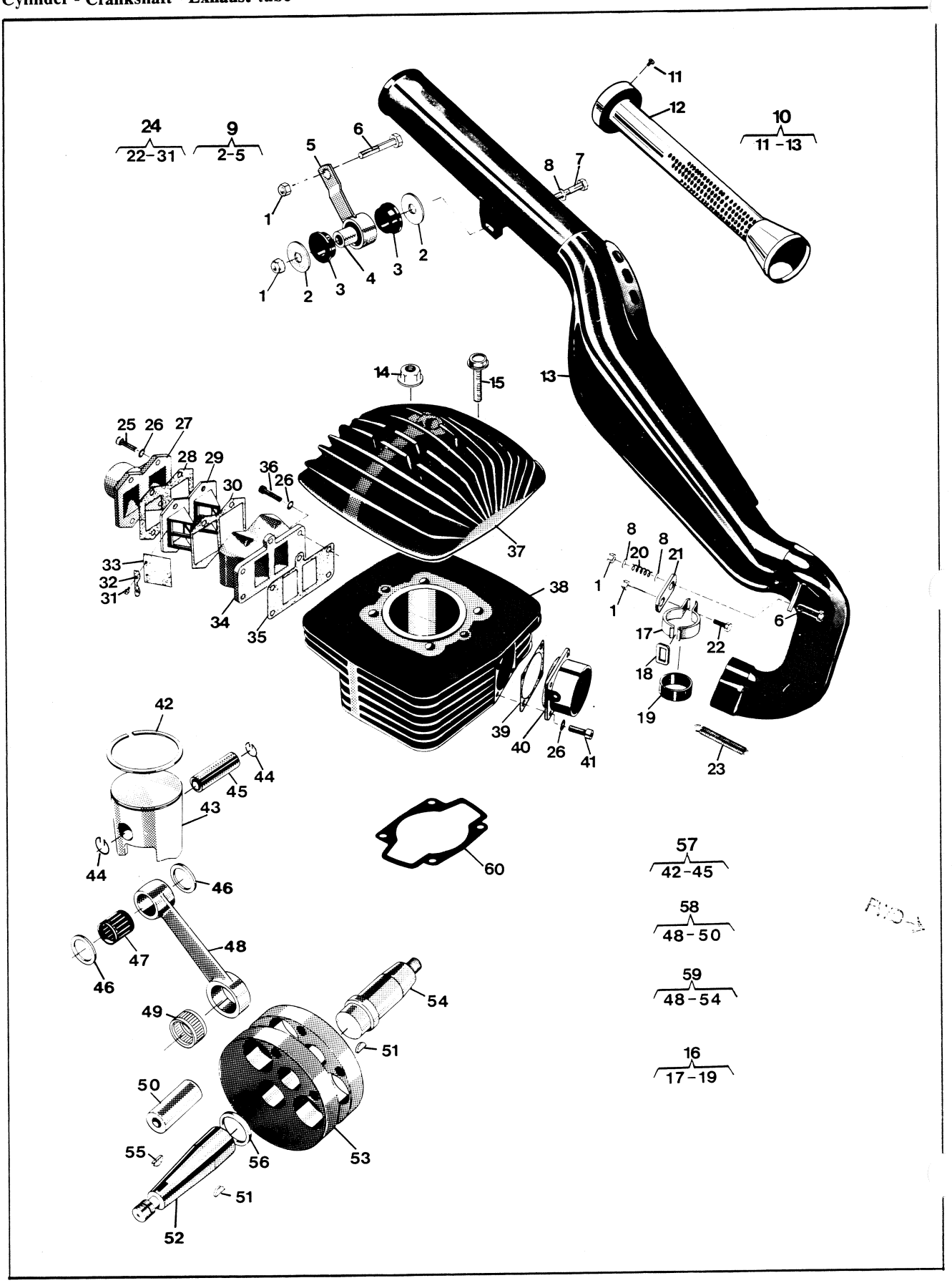

	Bild Fig.	Det. nr Part number	st. pcs.	Benämning Description
	1	25 80 153-01	4	Mutter M8 Nut
	2	15 14 661-01	2	Bricka Washer
	3	15 14 662-01	2	Gummielement Rubber element
	4	15 14 663-01	1	Hylsa Sleeve
	6	20 06 459-12	2	Skruv M8 x 40 Screw
	7	20 06 460-12	1	Skruv M8 x 45 Screw
	8	28 16 231-01	3	Bricka 8,4 x 16 x 1,5 Washer
	9	15 14 780-01	1	Fäste kpl Attachment cpl
N	10	15 14 835-01	1	Avgasrör Exhaust pipe
	11	23 40 400-12	2	Skruv Screw
N	12	15 14 837-01	1	Innerrör Internat tube
*	14	25 46 120-14	4	Mutter M10 Nut
	15	20 18 459-12	2	Skruv M8 x 40 Screw
	16	15 19 813-01	1	Fäste kpl Attachment compl
	-	15 14 767-01	1	Glasull Glass wooll
	18	15 14 668-01	1	Ögla Loop
	19	15 14 641-01	1	Gummiskydd Rubber protector
	20	15 14 038-01	1	Fjäder Spring
	21	15 14 658-01	1	Länk Link
	22	20 06 455-11	1	Skruv M8 x 30 Screw
	23	15 15 112-01	2	Fjäder Spring
	24	16 10 374-01	1	Ventilhus kpl Valve housing cpl
*	25	20 24 374-55	4	Skruv M6 x 30 Screw
*	26	28 88 180-01	13	Bricka FA 6,4 x 11 x 0,5 Washer
	27	16 10 360-01	1	Anslutningsrör Connection tube
	28	16 10 396-01	1	Packning Gasket
	29	16 10 357-01	2	Ventilhållare Valve holder
	30	16 10 362-01	1	Packning Gasket
	31	22 96 285-11	8	Skruv M4 x 6 Screw
	32	16 10 377-01	4	Ventilstöd Valve support
	33	16 10 359-01	4	Ventil Valve
	34	16 10 356-01	1	Ventilhus Valve housing

	Bild Fig.	Det. nr Part number	st. pcs.	Benämning Description
	35	16 10 361-01	1	Packning Gasket
	36	20 24 371-12	5	Skruv M6 x 22 Screw
	37	16 11 448-01	1	Cylinderlock Cylinder head
*	38	16 10 354-01	1	Cylinder Cylinder
	39	16 10 894-01	1	Packning Gasket
	40	16 10 891-01	1	Avgasstos Exhaust manifold
	41	20 24 370-12	4	Skruv M6 x 20 Screw
	42	16 10 831-01	1	Kolvring (cyl Ø) Piston ring
	42	16 10 831-02	-	Kolvring (cyl Ø) Piston ring
	42	16 10 831-03	-	Kolvring (cyl Ø) Piston ring
	42	16 10 831-04	-	Kolvring (cyl Ø) Piston ring
	44	16 10 932-01	2	Låsring Circlip
*	46	16 10 971-01	2	Distansring Distance ring
	47	16 10 933-01	1	Nållager Needle bearing
	49	16 10 926-01	1	Nållager Needle bearing
	51	29 00 560-01	2	Woodruffkil 3 x 16 Woodruff key
*	52	16 10 851-01	1	Vevaxel höger Crank shaft right
N	54	16 11 543-01	1	Vevaxel vänster Crank shaft left
	55	29 01 265-01	1	Woodruffkil Woodruff key
	56	16 10 921-01	1	Distansring Distance ring
	57	16 10 376-01	1	Kolv kpl (cyl Ø) Piston cpl
	57	16 10 376-02	-	Kolv kpl (cyl Ø) Piston cpl
	57	16 10 376-03	-	Kolv kpl (cyl Ø) Piston cpl
	57	16 10 376-04	-	Kolv kpl (cyl Ø) Piston cpl
*	58	16 10 773-01	-	Vevstaksrenov. sts Overhaul kit conn. rod
N	59	16 11 550-01	1	Vevaxel kpl Crankshaft cpl
*	60	16 10 386-01	1	Packning Gasket
	—	15 19 830-01	-	REED GASKET SET

Vevhushalva, höger
Crankcase, right

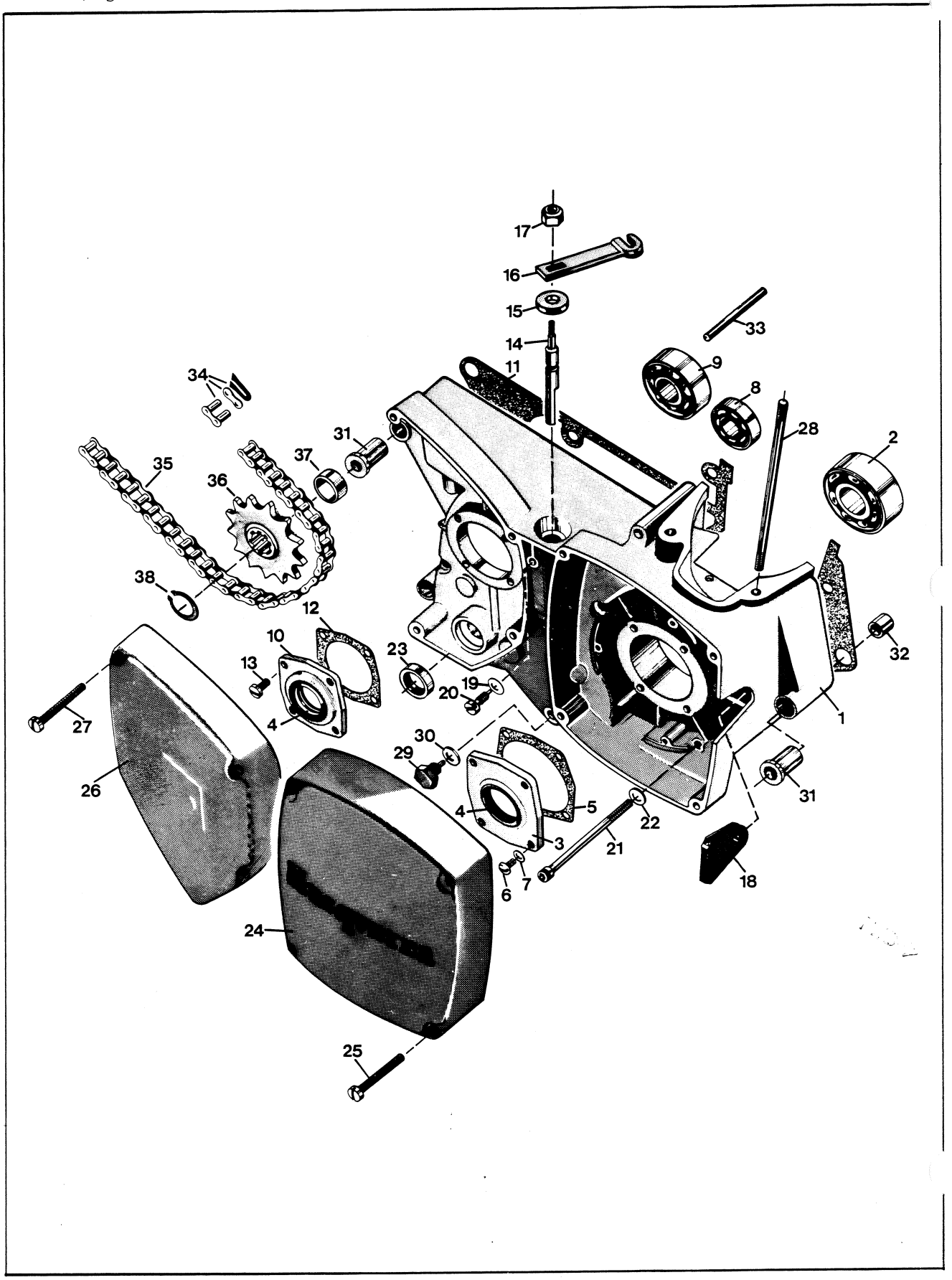

Bild Fig.	Det. nr Part number	st. pcs.	Benämning Description
1	16 11 01	1	Vevhushalvor par Crankcase halves, pair
2	29 32 524-21	1	Kullager SKF 3205/C3 Ball bearing
3	16 10 810-01	1	Fläns Flange
4	29 65 444-01	2	Tätring 25 x 35 x 6 Seal
5	12 25 358-01	1	Packning Gasket
6	20 62 327-11	4	Skruv M5 x 12 Screw
7	28 88 170-01	4	Bricka FA 5,3 x 10 x 0,5 Washer
8	29 31 180-04	1	Kullager SKF 6301/C3 Ball bearing
9	29 31 240-04	1	Kullager SKF 6204/C3 Ball bearing
10	16 10 938-01	1	Fläns Flange
11	16 10 791-01	1	Packning Gasket
12	12 25 360-01	1	Packning Gasket
* 13	20 63 327-02	4	Skruv M5 x 12 Screw
14	16 10 774-01	1	Frikopplingsaxel Declutching shaft
15	29 65 175-01	1	Tätring 10 x 22 x 7 Seal
16	16 11 171-01	1	Hävarm Lever
17	25 80 153-01	1	Mutter M8 Nut
18	16 14 728-01	1	Kabelgenomföring Grommet
19	28 16 190-01	1	Bricka 5,3 x 12 x 1 Washer
20	12 25 077-01	1	Stoppskruv Stop screw
21	20 24 385-12	8	Skruv M6 x 75 Screw
22	28 16 201-01	8	Bricka 6,4 x 12 x 1,5 Washer
23	29 65 259-07	1	Tätring 15 x 26 x 6 Seal
24	16 10 592-01	1	Magnetkåpa Magneto cover
25	20 62 380-11	4	Skruv M6 x 50 Screw
26	16 11 441-01	1	Kåpa, kedjedrev Cover, sprocket
* 27	20 62 376-11	3	Skruv M6 x 35 Screw
28	16 11 449-01	4	Dragbult, cylinder Cylinder stud
29	12 25 641-01	1	Magnetplugg Magneto plug
30	12 25 025-01	1	Packning Gasket
31	16 10 777-01	3	Flänsbussning d=8mm Flange sleeve
32	16 10 776-01	2	Styrhylsa Stearing sleeve
33	28 38 465-01	1	Räffelpinne 6 x 55 Dowel pin

Bild Fig.	Det. nr Part number	st. pcs.	Benämning Description
34	15 19 376-01	1	Kedjelås 5/8 x 1/4" Master link
35	15 19 375-07	1	Kedja 5/8 x 1/4" Chain
* 36	16 12 471-02	1	Kedjedrev z= 14 Spracket
37	16 12 472-01	1	Distansring Spacer
38	28 20 020-01	1	Spårring SqA20 Circlip

Vexhushalva, vänster - Kickstart
Crankcase, left - Kick-starter

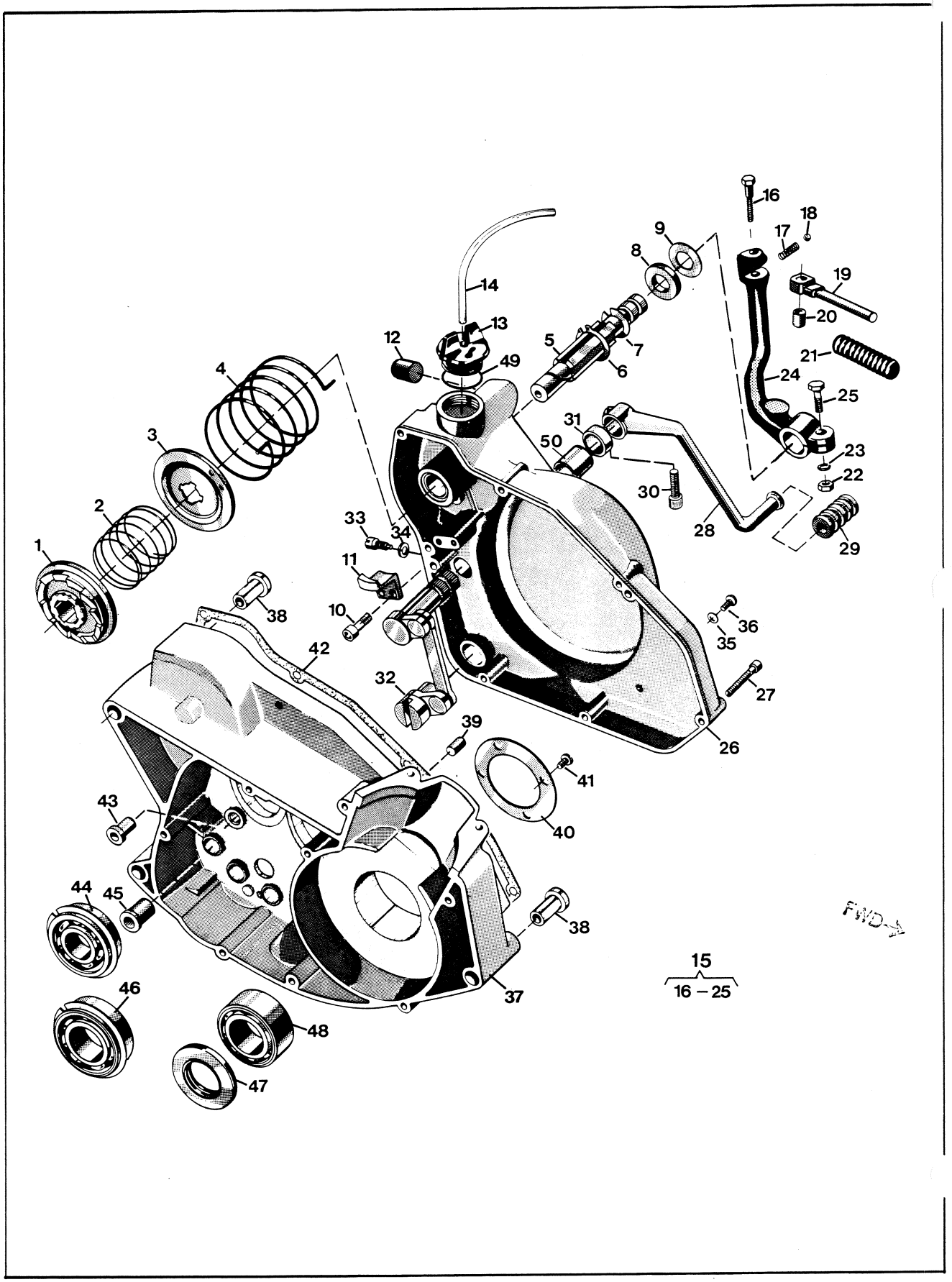

Bild Fig.	Det. nr Part number	st. pcs.	Benämning Description
1	12 25 438-01	1	Medbringarehjul Driving wheel
2	12 25 439-01	1	Fjäder Spring
3	12 25 435-01	1	Medbringareskiva Driving disc
4	12 25 437-01	1	Fjäder Spring
5	12 25 434-01	1	Kickstartaxel Kick start shaft
6	28 20 020-01	1	Låsring SgA20 Circlip
7	12 25 436-01	1	Låsring Circlip
8	12 25 442-01	1	Packning Gasket
9	12 25 443-01	1	Stödbricka Support washer
10	20 26 370-44	2	Skruv Screw
11	12 25 440-01	1	Lyfthake Pawl
12	12 25 446-01	1	Buffert Buffer
13	16 10 786-01	1	Lock Cap
14	12 25 621-10	1	Slang /m 4,8 x 8 Hose/m
15	16 12 589-01	1	Kickstartpedal kpl Kick starter pedal cpl
16	20 06 455-11	1	Skruv M8 x 30 Screw
17	12 25 151-01	1	Fjäder Spring
18	29 30 220-05	1	Stålkula Steel ball
19	12 25 701-01	1	Kickstartpedal Kick starter pedal
20	12 25 480-01	1	Distanshylsa Distance sleeve
21	12 25 702-01	1	Pedalgummi Pedal rubber
22	25 08 318-12	1	Mutter M8 Nut
23	28 04 351-01	1	Bricka FBB 8,2 Washer
25	20 06 457-12	1	Skruv M8 x 35 Screw
26	16 11 486-01	1	Vevhuskåpa Transmission cover
27	20 62 376-11	7	Skruv M6 x 35 Screw
28	16 12 504-01	1	Fotväxelpedal Shift lever
29	16 12 813-01	1	Pedalgummi Pedal rubber
30	20 24 370-12	1	Skruv M6 x 20 Screw
31	29 65 289-07	1	Tätring 17 x 28 x 6 Seal
32	16 11 535-01	1	Växelmekanism kpl Gear links cpl
33	12 25 077-01	1	Stoppskruv Screw
34	28 16 190-01	1	Bricka 5,3 x 12 Washer
35	16 10 823-01	1	Packning Gasket

Bild Fig.	Det. nr Part number	st. pcs.	Benämning Description
36	20 62 364-11	1	Skruv M6 x 10 Screw
* 37	16 11 464-01	1	Vevhushalvor par Crankcase halves pair
38	16 10 777-01	3	Flänsbussning d=8 mm Flange sleeve
39	28 26 571-01	2	Cyl. pinne Dowel pin
40	16 10 779-01	1	Stödbricka Support washer
41	20 62 327-11	4	Skruv M5 x 12 Screw
42	16 10 792-01	1	Packning Gasket
43	16 11 465-01	2	Bussning Sleeve
44	29 31 220-57	1	Kullager SKF 6203 NR/C Ball bearing
45	12 25 356-01	1	Bussning Bushing
46	29 31 265-57	1	Kullager SKF 6205 NR/C3 Ball bearing
* 47	29 65 549-14	1	Tätring 30 x 52 x 7 Seal
48	29 32 524-21	1	Kullager SKF 6205/C3 Ballbearing
49	50 12 782-01	1	Packning Gasket
50	16 11 474-01	1	Bussning Bushing

Växellåda - Transmission - Koppling
Gearbox - Transmission - Clutch

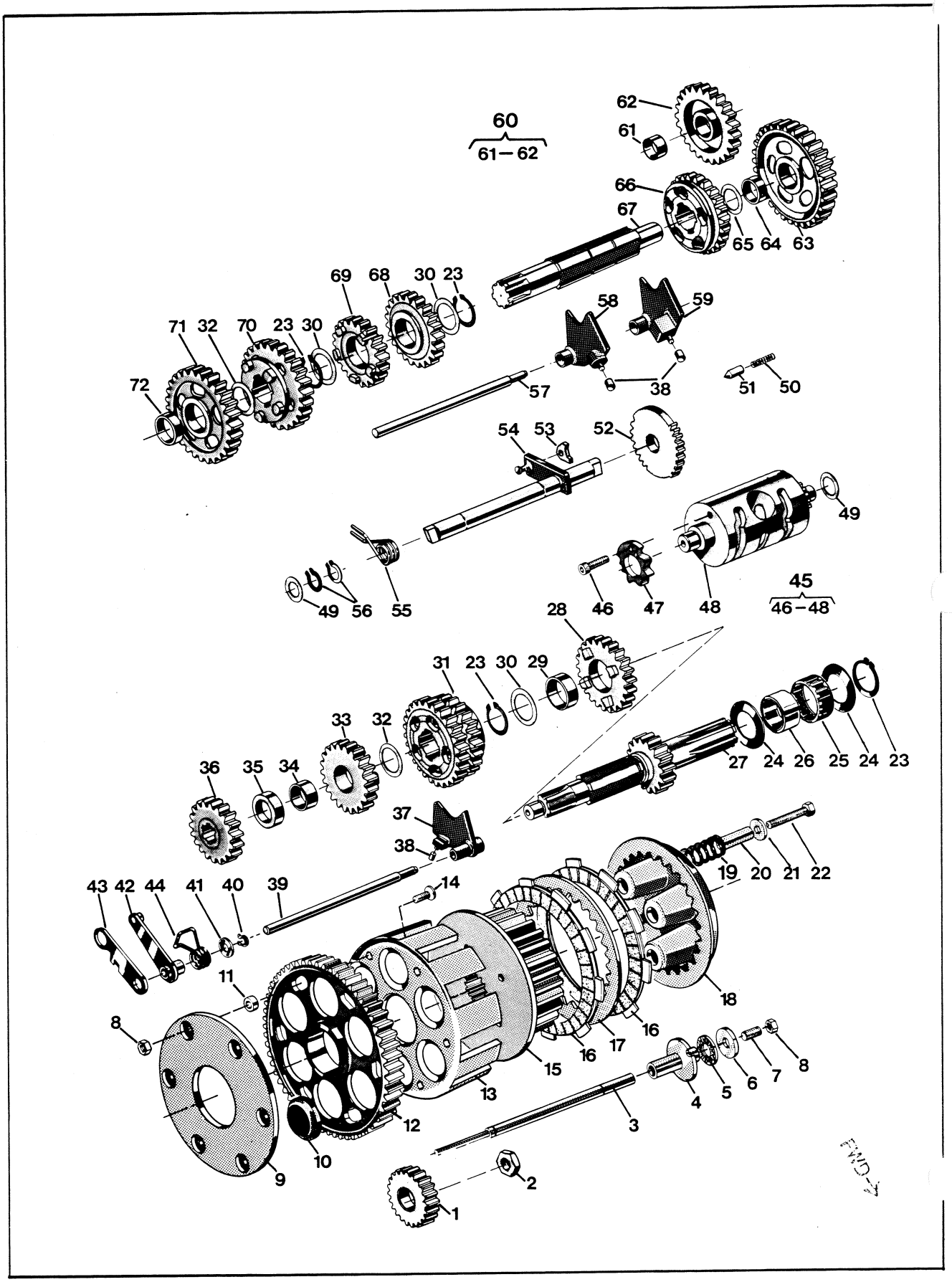

Bild Fig.	Det. nr Part number	st. pcs.	Benämning Description
1	16 11 138-01	1	Drivhjul Driving gear
2	16 11 101-01	1	Mutter Nut
3	16 11 160-01	1	Tryckstång Push rod
4	16 11 170-01	1	Axelhylsa Shaft sleeve
5	16 11 166-01	1	Axiallager Axial bearing
6	16 11 167-01	1	Axialbricka Axial washer
7	20 85 370-02	1	Skruv TSS 6 x 20 Screw
* 8	25 09 316-02	7	Mutter M6 Nut
9	16 11 150-01	1	Stödplatta Support plate
10	16 11 152-01	6	Dämpelement Damping element
11	16 11 151-01	6	Distansring Distance ring
12	16 11 148-01	1	Kugghjul Cog wheel
13	16 11 149-01	1	Kopplingskorg Clutch ring
14	22 02 620-02	6	Skruv FS 6 x 16 Screw
15	16 11 156-01	1	Kopplingscentrum Clutch hub
16	16 11 157-01	6	Lamell m. belägg Disc w. lining
17	16 11 158-01	5	Lamell Disc
18	16 11 168-01	1	Tryckskiva Pressure plate
19	16 11 159-01	5	Fjäder Spring
20	16 11 169-01	5	Distanshylsa Distance sleeve
21	28 16 222-01	5	Bricka 6,7 x 16 x 1,5 Washer
22	20 06 378-57	5	Skruv M6 x 40 Screw
23	28 20 025-01	4	Spårring SgA25 Circlip
24	16 11 155-01	2	Bricka Washer
25	16 11 154-01	1	Nållager Needle bearing
26	16 11 153-01	1	Innerring Internal ring
27	16 12 477-01	1	Huvudaxel z=15 Clutch shaft
28	16 12 404-01	1	Kugghjul 4:an z=23 Gear wheel 4th
29	16 12 418-01	1	Lagerhylsa Sleeve
30	16 12 421-01	3	Bricka Washer
31	16 12 405-01	1	Kugghjul 5:an, 6:an z=25,28 Gear wheel 5th, 6th
32	16 12 842-01	2	Bricka Washer
33	16 12 403-01	1	Kugghjul 3:an z=21 Gear wheel 3rd
34	16 12 480-01	1	Lagerhylsa Sleeve

Bild Fig.	Det. nr Part number	st. pcs.	Benämning Description
35	16 12 481-01	1	Distansring Spacer
36	16 12 596-01	1	Kugghjul 2:an z=18 Gear wheel 2nd
37	16 12 897-01	1	Växelförare 3-4:an Gear striker
38	16 12 424-01	3	Ledrulle Guide roller
39	16 12 484-01	1	Axel Shaft
40	28 20 010-01	1	Spårring SgA10 Circlip
41	16 12 485-01	1	Bricka Washer
42	16 12 489-01	1	Spärrarm Ratchet arm
43	16 12 493-01	1	Distansarm Distance arm
44	16 12 494-01	1	Fjäder Spring
45	16 12 486-01	1	Kulissrulle kpl Linkroller cpl
46	20 24 366-42	1	Skruv M6 x 12 Screw
47	16 12 488-01	1	Spärrhjul Ratchet wheel
49	29 95 175-01	2	Bricka 15 x 24 x 1 Washer
50	16 12 593-01	1	Fjäder Spring
51	16 12 455-01	1	Spärrhylsa Ratchet sleeve
52	16 12 870-01	1	Stegmatare Stepfeeder
53	16 12 895-01	1	Medbringarhake Pawl
54	16 12 591-01	1	Växlingsaxel Gear shaft
55	16 12 594-01	1	Fjäder Spring
56	28 20 015-01	2	Spårring SgA15 Circlip
57	16 12 843-01	1	Axel Shaft
58	16 12 848-01	1	Växelförare 2-6:an Gear striker
59	16 12 896-01	1	Växelförare 1-5:an Gear striker
* 60	16 12 482-01	1	Kugghjul start z=21 Gear wheel start
61	12 25 713-01	1	Bussning Sleeve
63	16 12 406-01	1	Kugghjul 1:an z=31 Gear wheel 1st
64	16 12 415-01	1	Lagerhylsa Sleeve
65	29 95 250-01	1	Bricka 17,02 x 23 x 1 Washer
66	16 12 409-01	1	Kugghjul 4:an z=24 Gear wheel 4th
67	16 12 470-01	1	Hjälpaxel Sprocket shaft
68	16 12 410-01	1	Kugghjul 5:an z=21 Gear wheel 5th
69	16 12 411-01	1	Kugghjul 6:an z=19 Gear wheel
70	16 12 408-01	1	Kugghjul 3:an z=26 Gear wheel 3rd
71	16 12 597-01	1	Kugghjul 2:an z=28 Gear wheel 2nd
72	16 12 416-01	1	Lagerhylsa Sleeve

Svänghjulsmagnet
Flywheel magneto

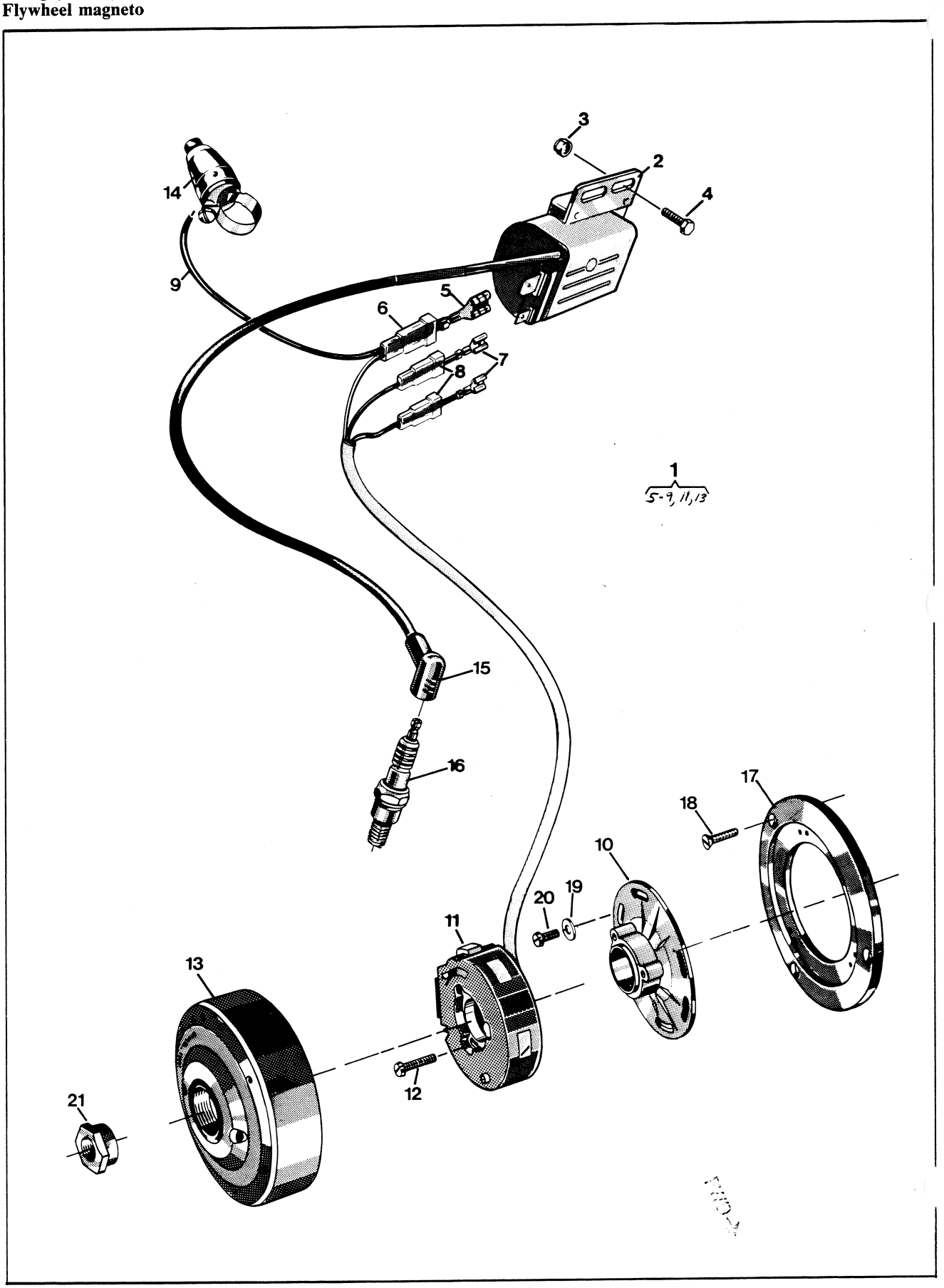

Bild Fig.	Det. nr Part number	st. pcs.	Benämning Description
1	16 14 740-01	1	Svänghjulsmagnet kpl Flywheel magneto cpl
2	16 14 714-01	1	Tändspole Ignition coil
3	25 80 142-01	2	Mutter M6 Nut
4	20 06 368-12	2	Skruv M6 x 16 Screw
5	27 71 01-160	1	Kontakt Contact
6	27 72 02-132	1	Isolerhylsa Insulating sleeve
7	27 71 01-130	2	Kontakt Contact
8	27 72 02-130	2	Isolerhylsa Insulating sleeve
10	16 14 745-01	1	Statorplatta Stator plate
12	20 62 295-11	3	Skruv M4 x 20 Screw
14	15 17 281-01	1	Kortslutningskontakt Killer
15	16 14 635-01	1	Tändstiftsskydd Spark plug protector
16	12 27 233-02	1	Tändstift Bosch 240 T2 Spark plug
17	16 14 715-01	1	Fästplatta Mounting plate
* 18	20 62 329-12	3	Skruv M5 x 16 Screw
19	28 16 165-01	3	Bricka 4,3 x 8 x 0,8 Washer
20	20 62 291-11	3	Skruv M4 x 12 Screw
21	16 10 768-01	1	Mutter Nut

Bild Fig.	Det. nr Part number	st. pcs.	Benämning Description

Förgasare
Carburettor

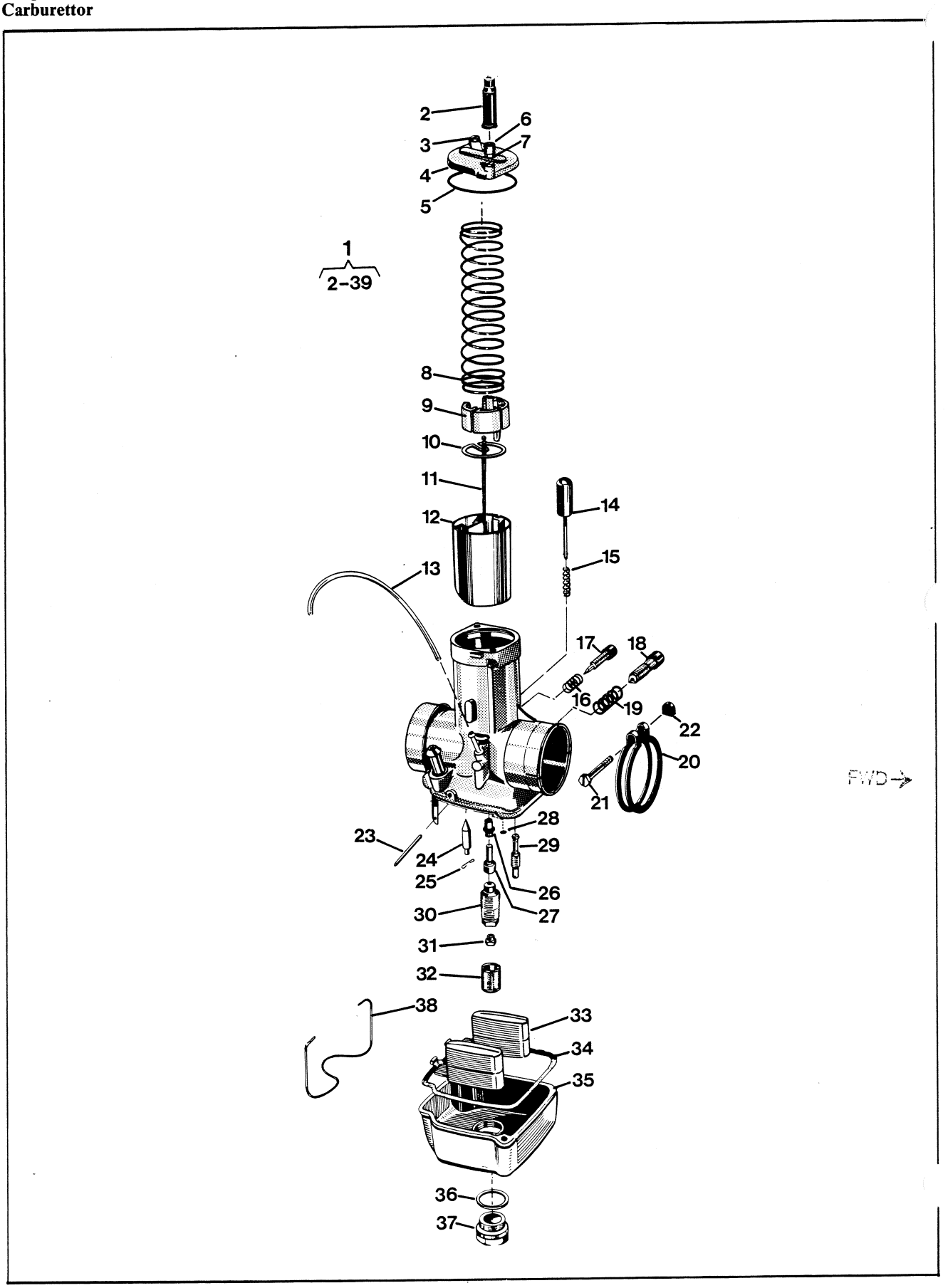

	Bild Fig.	Det. nr Part number	st. pcs.	Benämning Description
N	1	16 13 415-01	1	Förgasare kpl Carburettor compl
	2	16 13 128-01	1	Skyddshylsa Protector sleeve
	3	16 13 126-01	2	Skruv Screw
	4	16 13 125-01	1	Förgasarelock Carburettor cover
	5	16 13 999-01	1	Packning Gasket
	6	16 13 916-01	1	Ställskruv Tension screw
	7	16 13 908-01	1	Mutter Nut
	8	16 13 998-01	1	Trottelfjäder Throttle spring
	9	16 13 260-01	1	Wirelås Wire lock
	10	16 13 996-01	1	Hållare Needle holder
	11	16 13 337-01	1	Nål Needle
	12	16 13 339-01	1	Trottel Throttle
	13	11 28 072-20	1	Slang /m Hose /m
	14	16 13 971-01	1	Flödareknapp Tickler button
	15	16 13 972-01	1	Fjäder Spring
	16	16 13 983-01	1	Fjäder Spring
	17	16 13 982-01	1	Reglerskruv Regulating screw
	18	16 13 986-01	1	Ställskruv Adjusting screw
	19	16 13 987-01	1	Fjäder Spring
	20	16 13 974-01	1	Klamma Clamp
	21	16 13 975-01	1	Skruv Screw
	22	16 13 976-01	1	Mutter Nut
	23	16 13 993-01	1	Stift Peg
N	24	16 13 417-01	1	Nål Needle
	25	16 13 330-01	1	Fjäder Spring
	26	16 13 215-01		Spridare Atomizer
	27	16 13 340-01	1	Nålmunstycke 3,18 Needle jet
	28	16 13 973-01	1	Sprint Peg
	29	16 13 216-01	1	Tomgångsmunst. 45 Idling jet
	30	16 13 979-01	1	Blandarrör Mixer tube
	31	16 13 502-01	1	Huvudmunstycke 195 Main jet
	32	16 13 509-01	1	Silhylsa Strainer sleeve
	33	16 13 991-01	1	Flottör Float

	Bild Fig.	Det. nr Part number	st. pcs.	Benämning Description
*	34	16 13 989-01	1	Packning Gasket
	35	16 13 508-01	1	Flottörhus Float chamber
	36	16 13 512-01	1	Packning Gasket
	39	16 13 511-01	1	Bottenskruv Plug
	38	16 13 990-01	1	Fjäderbygel Spring strop

Luftfilter
Air filter

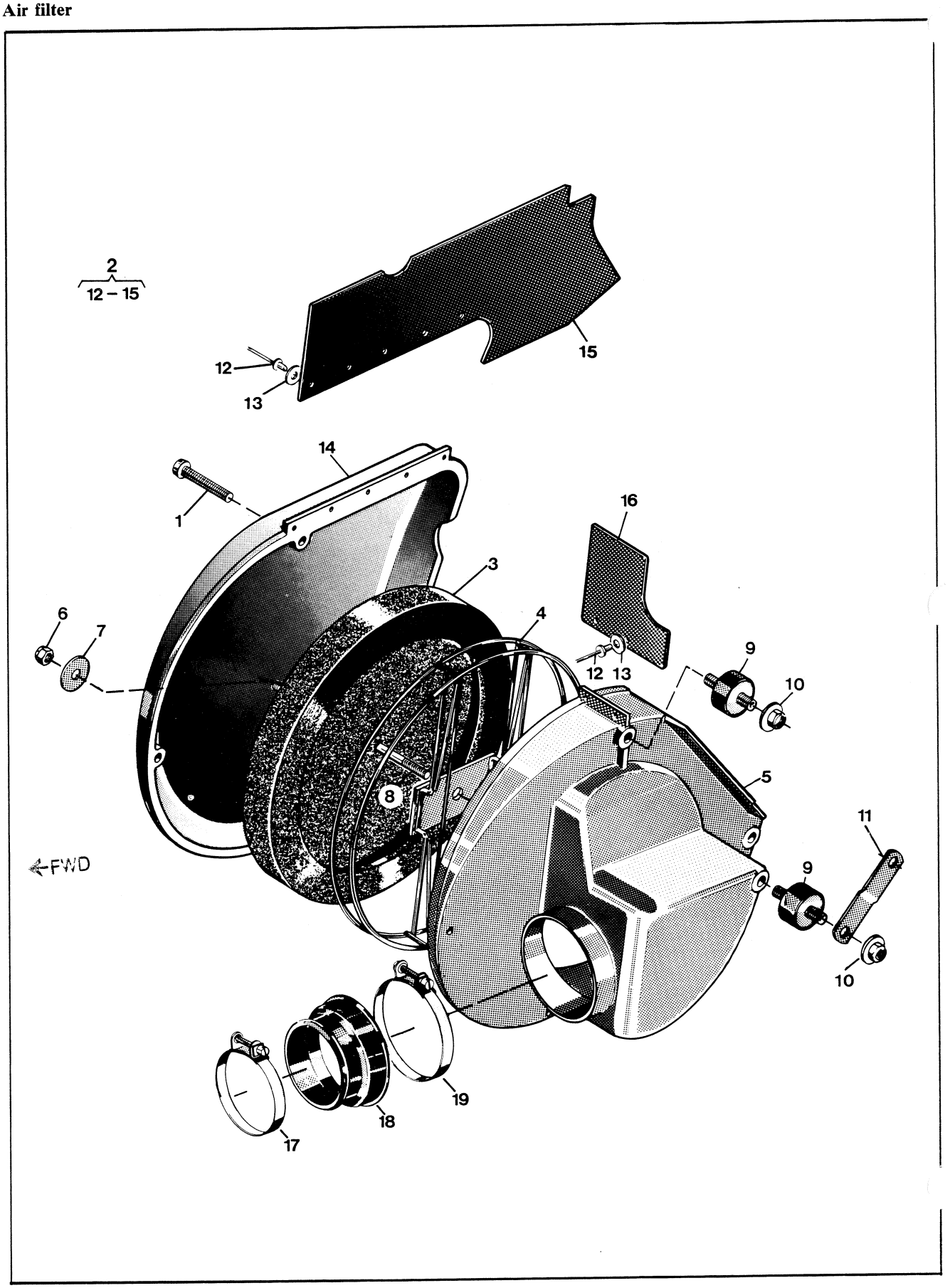

Bild Fig.	Det. nr Part number	st. pcs.	Benämning Description
1	20 62 378-11	4	Skruv M6 x 40 Screw
2	16 13 334-01	1	Lock Cover
3	16 13 269-01	1	Luftfilter Air filter
-	15 19 824-01	-	Olja luftfilter 0,5 l Air filter oil
4	16 13 270-01	1	Korg Basket
5	16 13 356-01	1	Luftfilterbehållare Air Filter holder
6	25 80 142-01	1	Mutter M6 Nut
7	28 01 416-01	1	Bricka 6,5 x 22 x 1,5 Washer
8	20 41 432-11	1	Pinnskruv M6 x 120 Stud
9	15 14 590-01	3	Vibrationsdämpare Vibration damper
10	25 82 118-14	4	Mutter M8 Nut
11	16 13 281-01	1	Fäste Attachment
* 12	51 20 300-01	7	Nit 4 x 12 Rivet
* 13	28 01 230-11	7	Bricka 4,4 x 10 x 0,5 Washer
15	16 13 332-01	1	Stänkskydd Splash guard
16	16 13 331-01	1	Stänkskydd Splash guard
17	16 13 147-01	1	Klammer Clamp
18	16 13 271-01	1	Anslutning Connection
19	16 13 275-01	1	Klammer Clamp

Bild Fig.	Det. nr Part number	st. pcs.	Benämning Description