RESERVDELAR
SPARE PARTS
125 CR, WR "1979"

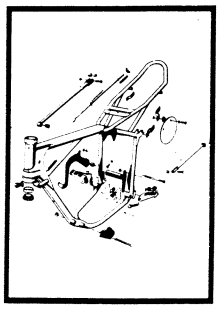

4

Sida
Page

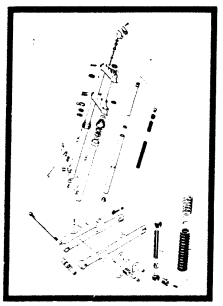

6

8



10



12



14

16



18

20

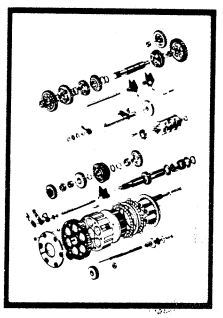

22



24



26

28



Gäller fr o m ram nr
Valid from frame No ML 31000

Gäller fr o m motor nr
Valid from engine No 2040-2700

1012 072-96 6-78 1.5

Dimensioner och beteckningar
Dimensions and discriptions

Skruvar: Screws:	Gängdimension x längd (M6 x 30) Thread dimensions x length
Muttrar: Nuts:	Gängdimension (M8) Thread dimension
Brickor: Washers:	Typ, inre Ø x yttre Ø x tjocklek (FBB 6,4 x 10 x 1) Type, inner Ø x exterior Ø x thickness

Typer: FBB = Fjäderbricka, öppen
Types: Spring washer open

FA = Fjäderbricka
Spring washer

LI = Låsbricka innertandad
Lock washer, inside indent

Kullager: Ball bearings:	Fabrikantens beteckning (SKF 6301) Manufacturers description
Tätringar: Sealing rings:	Inre Ø x yttre Ø x tjocklek (25 x 42 x 7) Inner Ø x exterior Ø x thickness

L = Längd
Length

z = Antal kuggar
Number of cogs

N = Ny reservdel
New spare part

Ram - Fotbromsreglage - Fotstöd - Parkeringsstöd
Frame - Footbrake - Footrest - Parking rest

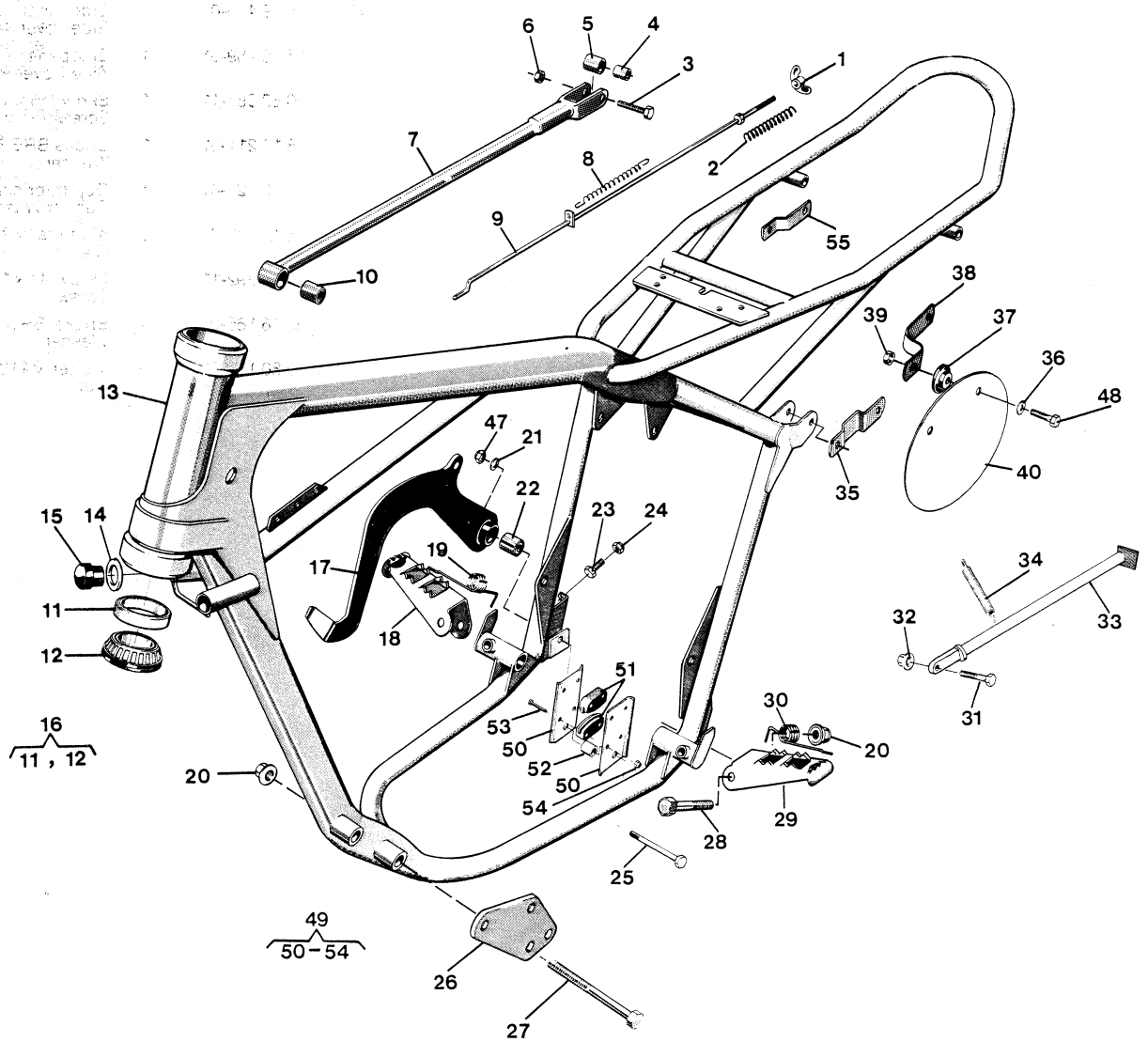

Bild Fig.	Det. nr Part number	st. pcs.	Benämning Description
1	15 15 173-01	1	Vingmutter M6 Wing nut
2	12 15 160-01	1	Fjäder Spring
3	20 06 374-12	1	Skruv M6 × 30 Screw
4	15 15 108-01	1	Hylsa Sleeve
5	15 15 107-01	1	Bussning Bushing
6	25 80 142-01	1	Mutter M6 Nut
7	15 15 193-01	1	Bromslänk Brake link
8	15 15 112-01	1	Fjäder Spring
9	15 15 416-01	1	Bromsstång Brake rod
10	15 15 415-01	1	Bussning Bushing
N 13	15 10 691-04 15 10 691-03	1	Ram CR Frame WR
14	28 01 634-11	2	Bricka Washer
15	15 10 555-01	2	Buffert Buffer
16	15 13 070-01	2	Styrlager Bearing
17	15 15 433-01	1	Bromspedal Brake pedal
18	15 13 051-01	1	Fotstöd höger Footrest right
19	15 13 047-01	1	Fjäder höger Spring right
20	25 82 118-14	6	Mutter M8 Nut
21	28 01 501-01	1	Bricka 8,5 × 23 × 1,5 Washer
22	15 15 431-01	1	Bussning Bushing
23	20 06 368-12	1	Skruv M6 × 16 Screw
24	25 80 142-01	1	Mutter M6 Nut
25	20 06 467-12	1	Skruv M8 × 80 Screw
26	15 10 588-01	2	Motorfästplåt Engine clamp bolt
27	20 06 472-14	4	Skruv M8 × 105 Screw
28	20 06 462-12	2	Skruv M8 × 55 Screw
29	15 13 053-01	1	Fotstöd vänster Footrest left
30	15 13 048-01	1	Fjäder vänster Spring left
31	20 06 455-11	1	Skruv M8 × 30 Screw
32	25 82 118-14	1	Mutter M6 Nut
33	15 10 604-01	1	Parkeringsstöd Parking rest
34	15 10 442-01	1	Fjäder Spring
35	15 19 344-01	1	Nummerplåtfäste CR Number plate att.
36	28 01 416-01	4	Bricka 6,5 × 22 × 1,5 CR Washer
37	15 19 342-01	4	Bussning CR Bushing
38	15 19 343-01	1	Nummerplåtfäste CR Number plate att.
39	25 80 142-01	4	Mutter M6 CR Nut
40	15 19 001-01	2	Nummerplåt CR Number plate

Bild Fig.	Det. nr Part number	st. pcs.	Benämning Description
47	25 80 153-01	1	Mutter M8 Nut
48	20 06 371-12	4	Skruv M6 × 22 Screw
49	15 15 192-02	1	Kedjespännare kpl Chain tensioner compl.
51	15 15 190-01	2	Släpa Rubber element
52	15 15 413-01	1	Distanshylsa Distance sleeve
53	20 62 335-11	4	Skruv M5 × 30 Screw
54	25 81 132-52	4	Mutter M5 Nut
55	15 19 343-01	1	Nummerplåtfäste CR Number plate att.
40	15 19 460-01	1	Sidopanel, vänster WR Side cover, left WR
	15 19 459-01	1	Sidopanel, höger. WR Side Cover, right. WR
	20 62 367-11	1	Skruv M6 × 14 WR Screw
	28 16 211-01	1	Bricka BRB 6,4 × 14 WR Washer
	15 18 121-01	1	Gummibricka WR Rubber Washer
	15 14 201-01	2	Klämma WR Clamp
	20 62 292-11	2	Skruv M4 × 14 WR Screw
	28 16 165-01	4	Bricka BRB 4,3 × 8 WR Washer
	25 80 118-01	2	Mutter M4 WR Nut

Framgaffel - Bakgaffel
Front fork - Rear fork

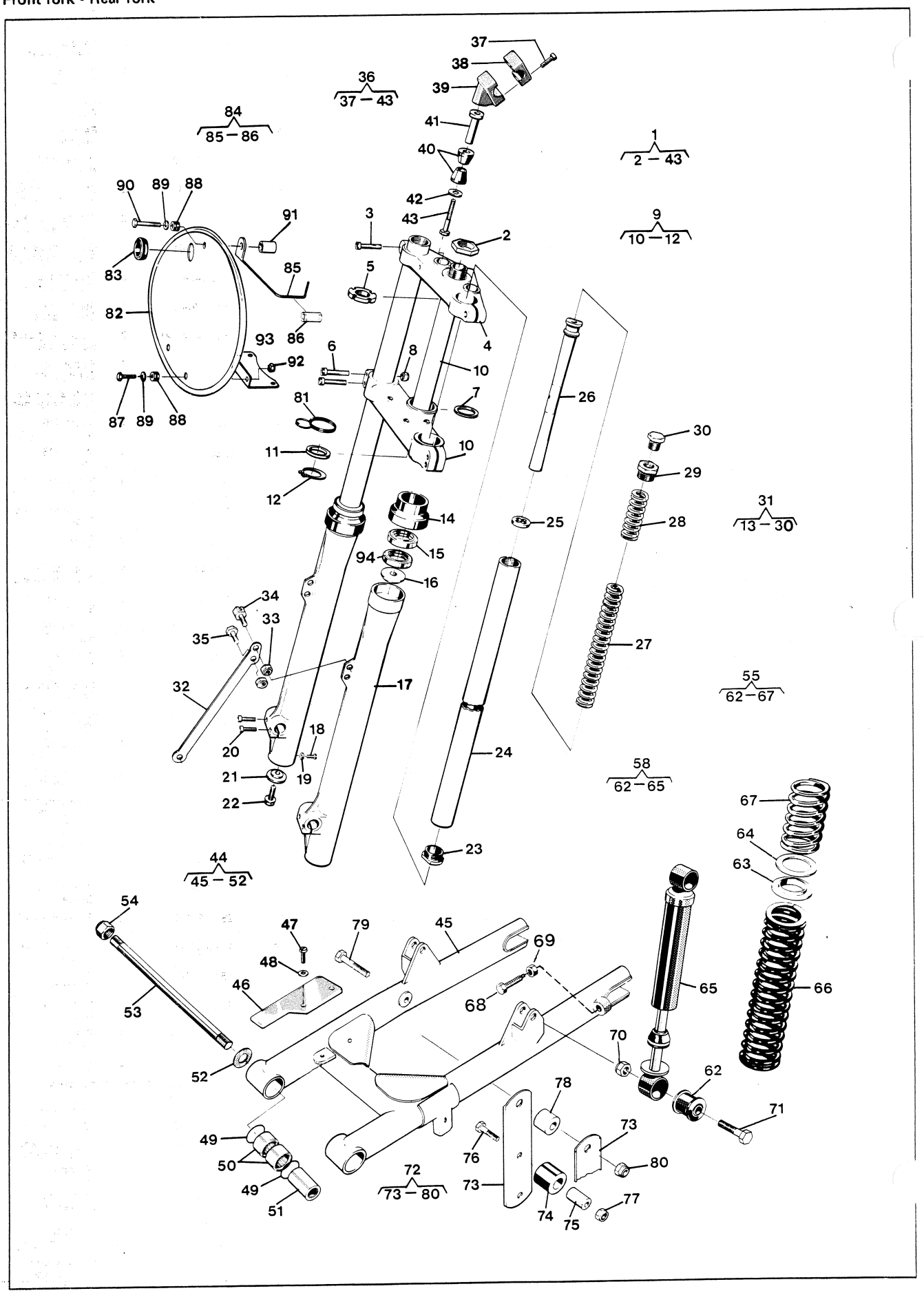

Bild Fig.	Det. nr Part number	st. pcs.	Benämning Description
1	15 12 321-01 15 12 350-02	1 1	Framgaffel kpl CR Front fork compl WR
2	15 12 329-01	1	Mutter Nut
3	20 24 457-12	2	Skruv M8 × 35 Screw
4	15 12 326-01	1	Gaffelkrona övre Fork Crown upper
5	15 12 327-01	1	Mutter Nut
6	20 24 460-12	4	Skruv M8 × 45 Screw
7	15 12 328-01	1	Distansring Distance ring
8	25 80 153-01	4	Mutter M8 Nut
9	15 12 322-01	1	Gaffelkrona kpl. Fork crown compl.
11	15 12 325-01	1	Bricka Washer
12	28 20 025-01	1	Spårring SgA 25 Circlip
14	15 12 353-01	2	Hållare Holder
15	29 64 650-02	2	Tätring 35 × 47 × 7 Seal
16	15 12 160-01	2	Bricka övre Washer upper
17	15 12 302-01	2	Gaffelben nedre Fork leg. lower
18	20 62 362-11	2	Skruv M6 × 8 Screw
19	16 10 823-01	2	Packning Gasket
20	20 24 372-12	4	Skruv M6 × 25 Screw
21	15 12 161-01	2	Bricka undre Washer lower
22	20 06 457-12	2	Skruv M8 × 35 Screw
23	15 12 269-01 15 12 339-01	2 2	Bottenventil CR Valve body WR
24	15 12 305-01 15 12 336-01	2 2	Gaffelben övre CR Fork leg. upper WR
25	15 12 258-01	2	Tätningsbricka Washer
26	15 12 303-01	2	Dämpspindel kpl Damping spindle compl.
27	15 12 307-01	2	Fjäder lång Spring long
28	15 12 334-01 15 12 337-01	2 2	Fjäder kort L = 118 mm CR Spring short WR
29	15 12 174-01 15 12 338-01	2 2	Toppskruv CR Top screw WR
30	15 12 173-01	2	Propp Plug
31	15 12 301-01 15 12 342-02	2 2	Gaffelben kpl CR Fork leg compl. WR
32	15 16 744-01	1	Bromsstag Brake rod
33	25 80 153-01	2	Mutter M8 Nut
34	15 12 315-01	1	Wirefäste Wire attachment
35	20 06 451-12		Skruv M8 × 16 Screw
36	15 12 317-01	2	Styrhållare kpl Handlebar ret. compl.
37	20 24 374-12	8	Skruv M6 × 30 Screw
40	15 12 351-01	4	Dämpbussning Rubber element
41	15 12 352-01	2	Distans Distance
42	15 12 341-01	4	Bricka 10,2 × 26 Washer
43	20 06 503-14	2	Skruv M10 × 60 Screw
44	15 10 609-01	1	Bakgaffel kpl Rear fork compl.
46	15 10 668-01	1	Slitskydd Wear cover
47	20 62 366-11	2	Skruv M6 × 12 Screw
48	28 16 201-01	2	Bricka 6,4 × 12 Washer

Bild Fig.	Det. nr Part number	st. pcs.	Benämning Description
49	29 71 200-03	4	O-ring O-ring
50	15 10 607-01	4	Nållager Needle bearing
51	15 10 608-01	2	Distans Distance
52	15 10 621-01	2	Axialbricka Washer
53	15 10 560-01	1	Fästbult Att. bolt
54	25 81 170-12	2	Mutter M12 × 1 Nut
N 55	15 10 631-01	2	Stötdämpare kpl med fjädrar Suspension unit compl. with springs
N 58	15 10 682-01	2	Stötdämpare kpl Suspension unit compl. Body
62	15 10 639-01	2	Gummibussning Rubber bushing
N 63	15 10 643-01	2	Plastbricka Plastic washer
N 64	15 10 678-01	2	Stålbricka Steel washer
N 66	15 10 683-01	2	Fjäder lång Blue 110 lbs/inch Spring long
N 67	15 10 684-01	2	Fjäder kort Spring short
N 68	15 10 573-01	2	Kedjesträckare Chain tensioner
N 69	25 09 118-11	2	Mutter M6 Nut
70	25 80 153-01	4	Mutter M8 Nut
N 71	20 06 459-14	4	Skruv M8 × 40 Screw
N 72	15 15 429-01	1	Kedjestyrare kpl Chain guide
74	15 15 412-01	2	Rulle Roller
75	15 15 413-01	2	Distanshylsa Distance sleeve
76	20 06 376-12	2	Skruv M6 × 35 Screw
77	25 80 142-01	2	Mutter M6 Nut
78	15 15 424-01	1	Distans Distance
79	20 24 467-15	1	Skruv M8 × 80 Screw
N 80	25 82 118-14	1	Mutter M8 Nut
81	15 19 360-01	1	Wire guide Wire guide
N 82	15 19 436-01	1	Nummerplåt Number plate
83	15 19 399-01	1	Wire genomföring Wire guide
84	15 19 439-01	1	Wire guide Wire guide
87	20 06 370-11	2	Skruv M6 × 20 Screw
88	50 12 482-01	3	Genomföring Guide
89	28 16 211-01	3	Bricka 6,4 × 14 Washer
90	20 06 378-57	1	Skruv M6 × 40 Screw
91	15 19 410-01	1	Distans Distance
92	25 80 142-01	2	Mutter M6 Nut
93	15 19 408-01	1	Fäste Attachment
94	15 12 042-01	2	Tätring Seal
WR addional parts for the fork leg top screw			
29	15 12 338-01	2	Toppskruv Top screw
	29 70 165-03	2	O-ring 26,2 × 3
	15 12 346-01	2	Oljepropp kpl Oilplug compl.
	15 12 340-01	2	Propp Plug
	15 12 347-01	2	Ventil kpl Valve compl.
	29 95 288-01	2	Bricka Washer
	29 70 385-03	2	O-ring 7,1 × 1,6
	15 12 348-01	2	Ventilskydd Valve cover

Styre - Tank - Sadel
Handlebar - Tank - Saddle

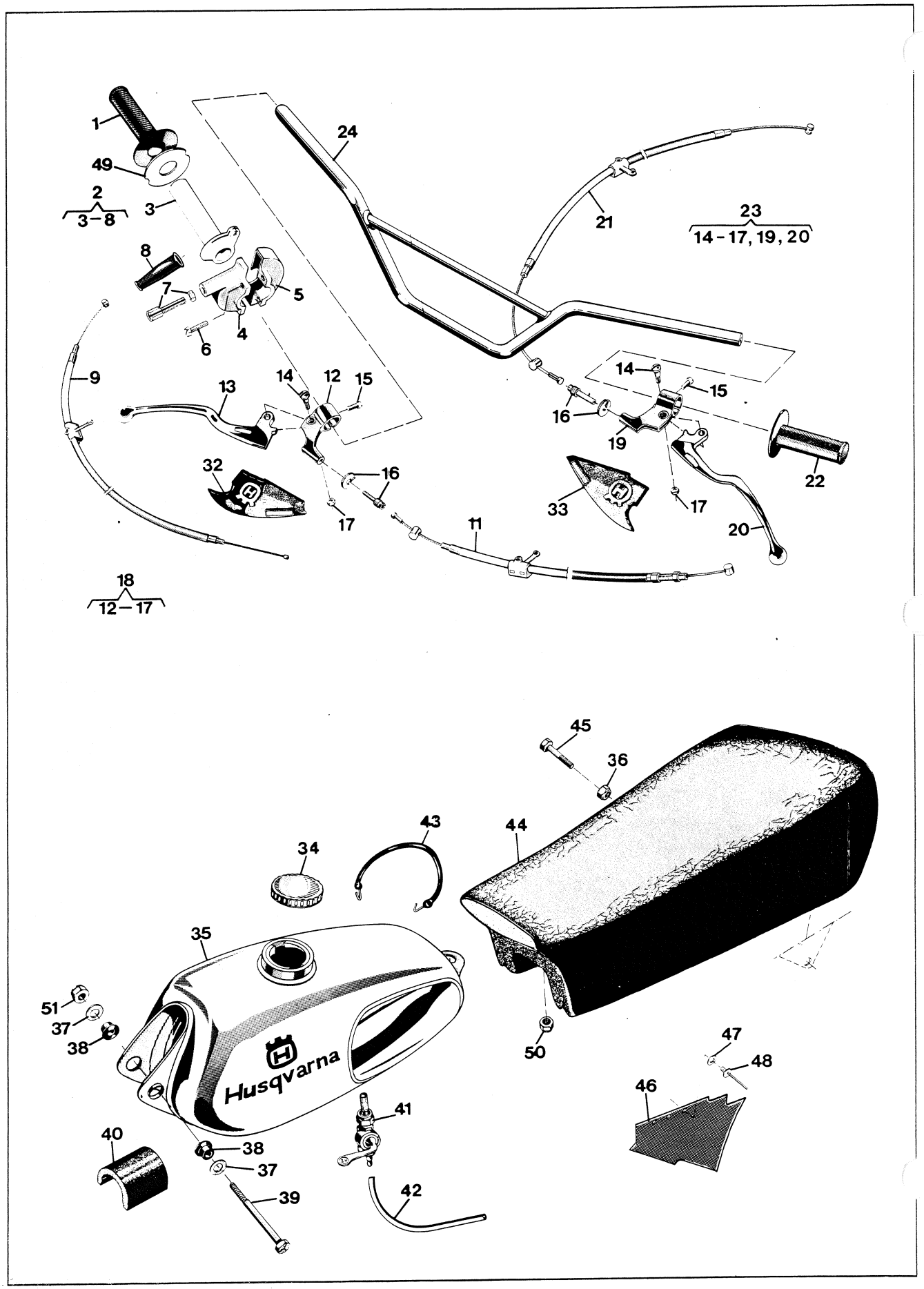

Bild Fig.	Det. nr Part number	st. pcs.	Benämning Description
1	15 15 266-01	1	Gummihandtag höger Rubber handle
2	15 15 268-01	1	Gashandtag kpl Throttle handle compl.
6	15 15 274-01	2	Skruv Screw
7	15 15 272-01	1	Stoppskruv Stopscrew
8	15 15 244-01	1	Skyddshylsa Protecting sleeve
9	15 15 275-01	1	Gaswire Throttle wire
11	15 15 022-01	1	Bromswire Brake wire
14	12 13 810-01	2	Ansatsskruv Screw
15	22 86 595-01	2	Skruv Screw
16	12 13 821-01	2	Kabelspännskruv Cable adjusting screw
17	25 09 316-11	2	Mutter M6 Nut
18	15 15 310-01 15 -01	1 1	Bromshandtag kpl WR Brake handle compl. CR
21	15 15 308-01	1	Frikopplingswire Declutching wire
22	15 15 265-01	1	Gummihandtag Rubber handle
23	15 15 314-01 15 -01	1 1	Kopplingshandtag kpl WR Declutching handle compl. CR
24	15 13 083-01	1	Styrstång Handle bar
32	15 13 055-01	1	Handtagsskydd hö Handle protector right
33	15 13 056-01	1	Handtagsskydd vä Handle protector left
34	15 14 008-02	1	Tanklock Tank cap
35	15 14 055-03	1	Bränsletank blå Fuel tank blue
36	25 80 142-01	1	Mutter M6 Nut
37	28 16 211-01	2	Bricka 6,4 × 14 Washer
38	15 14 032-01	2	Gummibussning Rubber bushing
39	20 24 388-14	1	Skruv M6 × 90 Screw
40	15 14 041-01	1	Stöd Support
41	15 14 056-01	1	Bränslekran Fuel cock
42	15 14 057-03	1	Bränsleslang Fuel hose
43	15 14 362-01	1	Tankhållare Tankholder
44	15 13 540-01 15 13 533-01	1 1	Sadel WR Saddle CR
45	20 06 459-12	1	Skruv M8 × 40 Screw
46	15 13 537-01	1	Stänkskydd Splash guard
47	28 01 230-11	3	Bricka 4,4 × 10 × 0,5 Washer
48	51 20 300-01	3	Nit 4 × 12 Rivet
49	15 15 276-01	1	Mellanbricka Washer
50	25 82 118-14	1	Låsmutter M8 Nut
51	25 80 142-01	1	Mutter M6 Nut

Bild Fig.	Det. nr Part number	st. pcs.	Benämning Description

Framhjul
Front wheel

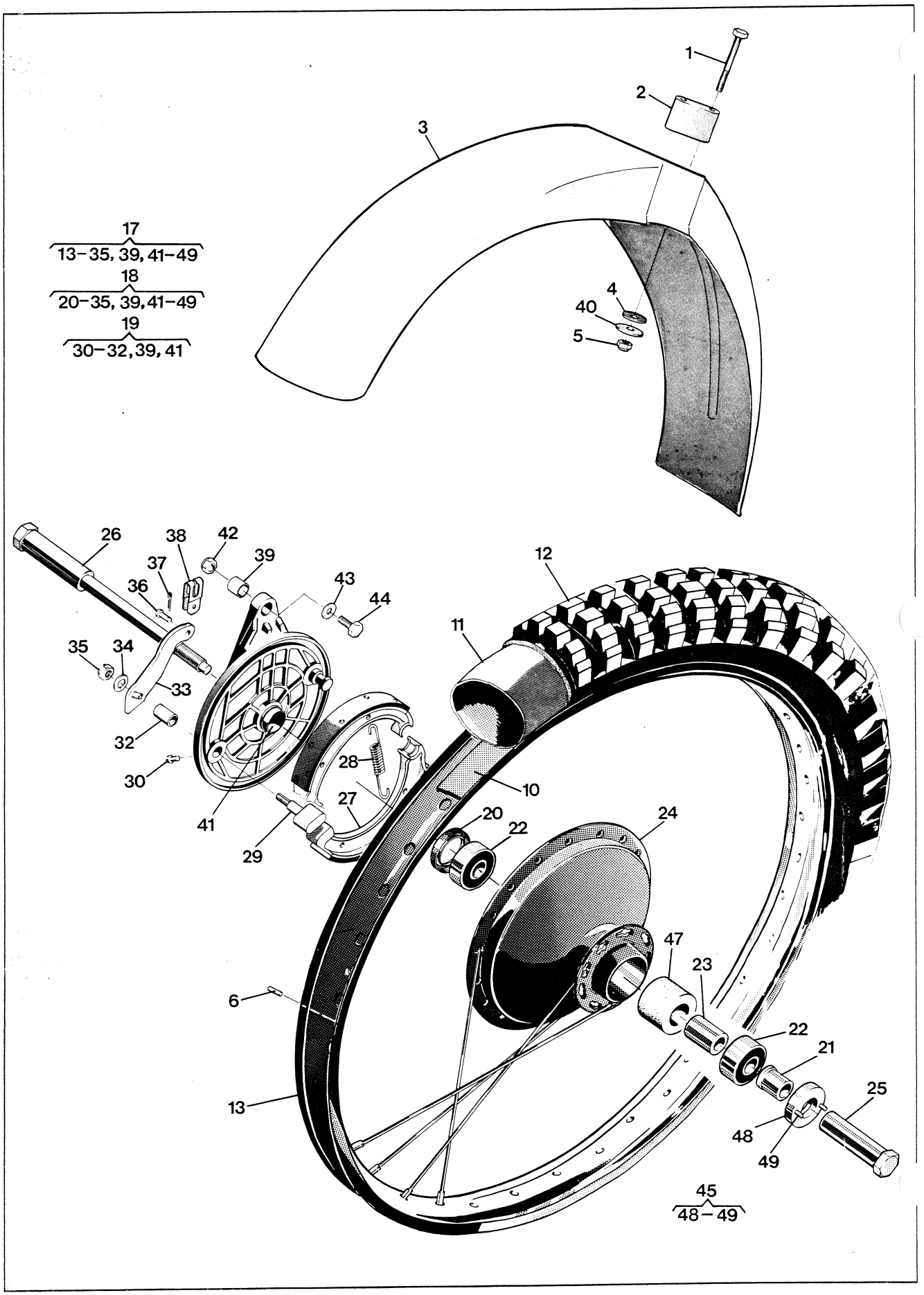

Bild Fig.	Det. nr Part number	st. pcs.	Benämning Description
1	20 06 383-12	4	Skruv M6 × 65 Screw
2	15 18 028-01	2	Stöd Support
3	15 18 041-02	1	Framskärm Front mudguard
4	15 18 121-01	4	Gummibricka Rubber washer
5	25 80 142-01	4	Mutter M6 Nut
6	28 24 215-08	18	Cyl pinne 3 × 8 mm Cyl pin
10	15 16 029-01	1	Fälgband 21" Rim band
11	15 16 028-01	1	Innerslang 3,00 × 21" Inner tube
12	15 16 217-01	1	Däck 3,50 × 21" Tyre
13	15 16 200-01	1	Fälg WM1, 21" Rim
14	15 16 049-05	18	Eker L= 227 mm Spoke
15	15 16 049-06	18	Eker L= 244 mm Spoke
16	15 16 202-01	36	Nippel M4 Nipple
17	15 16 198-01	1	Framhjul kpl exkl gummi Front wheel compl excl rubber
18	15 16 210-01	1	Framnav kpl Front hub compl
19	15 16 743-01	1	Bromssköld kpl Brake plate compl
20	29 65 448-07	1	Tätring 25 × 42 × 7 Seal
21	15 16 212-01	1	Distansring Distance ring
22	29 31 200-38	2	Kullager SKF 6302 RS Ball bearing
23	15 16 211-01	1	Distanshylsa Distance sleev
25	15 16 084-01	1	Axelmutter Nut
26	15 16 082-01	1	Axel Shaft
27	15 16 543-01	2	Bromsback Brake shoe
28	15 16 547-01	2	Returfjäder Return spring
29	15 16 548-01	1	Excenter Brake cam
30	20 62 360-11	1	Skruv M6 × 6 Screw
32	15 16 667-01	1	Bussning Bushing
33	15 16 747-01	1	Hävarm Lever
34	28 16 241-01	1	Bricka 8,4 × 18 × 1,5 Washer
35	25 80 153-01	1	Mutter M8 Nut
36	12 25 258-01	1	Bult Bolt
37	28 35 217-01	1	Sazxpinne 2 × 12 Split pin
38	15 16 194-01	1	Bygel Strop
39	15 16 746-01	1	Bussning Sleeve
40	28 01 416-01	4	Bricka 6,5 × 22 × 1,5 Washer
41	15 16 745-01	1	Hylsa Sleeve
42	25 80 153-01	1	Mutter M8 Nut
43	28 16 231-01	1	Bricka 8,4 × 16 Washer

Bild Fig.	Det. nr Part number	st. pcs.	Benämning Description
44	20 06 455-12	1	Skruv M8 × 30 Screw
45	15 16 214-01	1	Medbringare kpl Driving washer compl
47	15 16 215-01	1	Distanshållare Distance
49	28 80 330-02	2	Pinne 3 × 14 Pin

TILLBEHÖR
ACCESSORIES

Det. nr Part number	Benämning Description
15 16 087-01	Ekersats fram Spoke unit front
15 19 867-01	Ekernippelsats 36 st. Spoke nipple kit 36 pcs.
15 19 886-01	Däcklås sats Cyl.pinne 3 x 8, 40 st Tyre lock kit Cyl.pin 3 x 8, 40 pcs

Bakhjul
Rear wheel

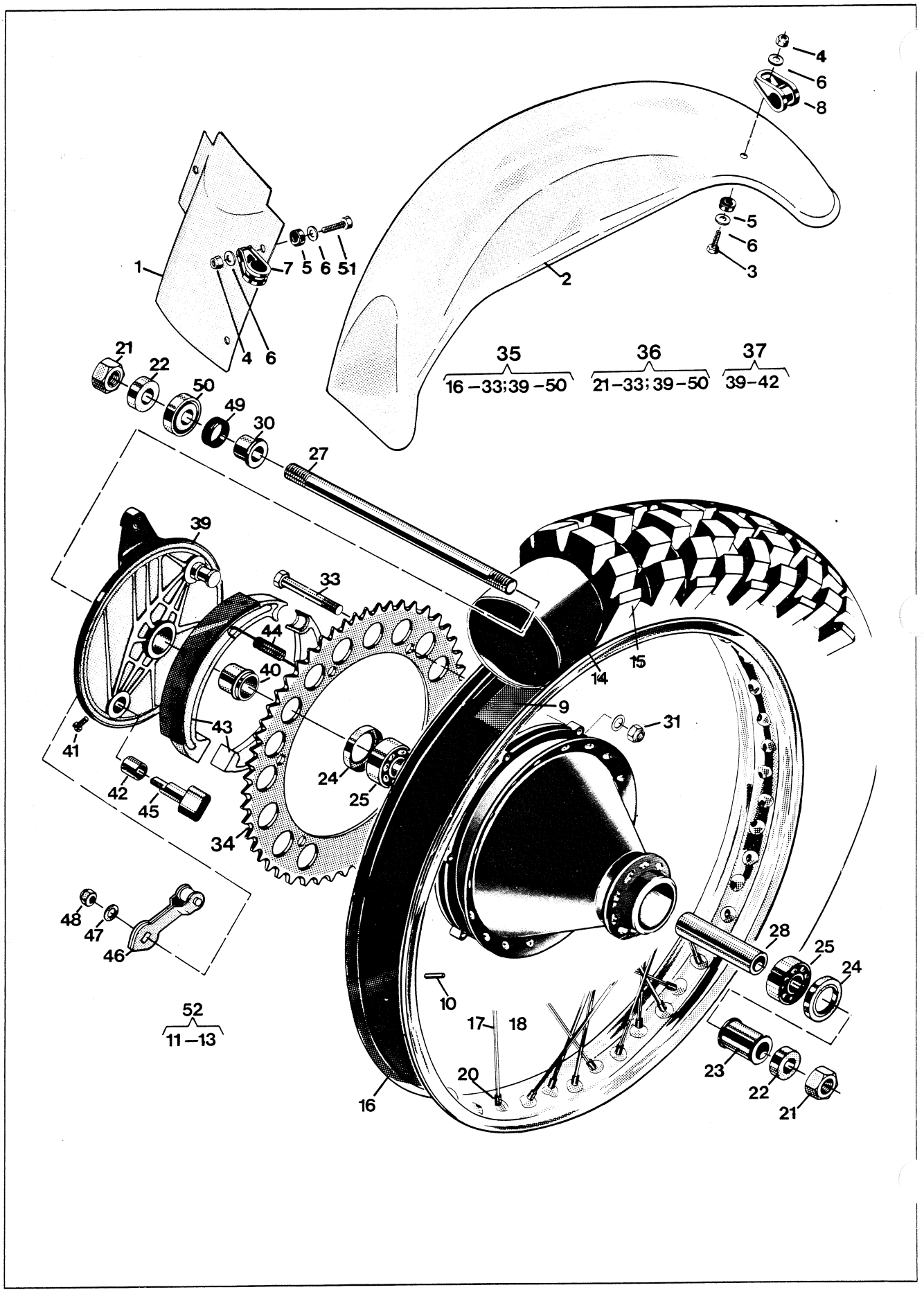

	Bild Fig.	Det. nr Part number	st. pcs.	Benämning Description
	1	15 18 143-01	1	Stänkskydd Splash quard
	2	15 18 145-01 15 18 149-02	1	Bakskärm CR Rear mudquard WR
	3	20 06 371-12	4	Skruv M6 × 22 Screw
	4	25 80 142-01	7	Mutter M6 Nut
	5	15 18 121-01	7	Gummibricka Rubber washer
	6	28 16 211-01	14	Bricka 6,4 × 14 × 1,5 Washer
	7	15 18 139-01	3	Fäste Attachment
	8	15 18 137-01	4	Fäste Attachment
N	9	15 16 761-01	1	Fälgband Rim band
N	10	28 24 215-08	18	Cyl. pinne 3 × 8 Cyl. pin
	14	15 16 508-01	1	Innerslang 4,00 × 18" Inner tube
N	15	15 16 775-01	1	Däck 4,50 × 17" Tyre
N	16	15 16 748-01	1	Fälg 2,50 × 17" Rim
N	17	15 16 049-20	18	Eker L= 182 Skoke
N	18	15 16 049-19	18	Eker L= 197 Spoke
	20	15 16 202-01	36	Ekernippel Spoke nipple
	21	15 16 598-01	2	Mutter Nut
	22	15 16 556-01	2	Distanshylsa Distance sleeve
N	23	15 16 753-01	1	Distanshylsa Distance sleeve
	24	29 65 448-07	2	Tätring 25 × 42 × 7 Seal
	25	29 31 200-38	2	Kullager SKF 6302 Rs Ball bearing
	26	15 16 751-01	1	Nabhylsa Hub sleeve
	27	15 16 728-01	1	Axel Shaft
N	28	15 16 752-01	1	Distanshylsa Distance sleeve
	30	15 16 725-01	1	Lagerhylsa Bearing sleeve
	31	25 82 116-14	6	Mutter M6 Nut
	33	20 18 374-14	6	Skruv M6 × 30 Screw
N	34	15 16 755-01	1	Kedjekrans z= 53 Sprocket
N	35	15 16 757-01	1	Bakhjul kpl exkl gummi Rear wheel compl excl rubber
	36	15 19 883-01	1	Nav kpl utan kedjedrev Hub compl
	37	15 16 665-01	1	Bromsköld kpl Brake plate compl
	40	15 16 605-01	1	Bussning Sleeve
	41	20 62 360-11	1	Skruv M6 × 6 Screw
	42	15 16 667-01	1	Bussning Bushing
	43	15 16 543-01	2	Bromsback Brake shoe
	44	15 16 547-01	2	Fjäder Spring
	45	15 16 548-01	1	Bromsexcenter Brake cam
	46	15 16 723-01	1	Hävarm Lever

Bild Fig.	Det. nr Part number	st. pcs.	Benämning Description
47	28 16 241-01	1	Bricka 8,4 × 16 × 1,5 Washer
48	25 80 153-01	1	Mutter M8 Nut
49	12 16 549-01	1	Tätring Seal
50	15 16 611-01	1	Tätningshållare Seal case
51	20 06 372-11	3	Skruv M6 × 25 Screw

TILLBEHÖR
ACCESSORIES

Det. nr Part number	Benämning Description
15 19 885-01	Ekersats Spoke unit
15 19 867-01	Nippelsats 36 st Nipple kit 36 pcs
15 19 886-01	Däcklås sats Cyl pinne 3 × 8,40 st Tyre lock kit Cyl pin 3 × 8.40 pcs

Cylinder - Vevparti - Avgasrör
Cylinder - Crankshaft - Exhaust tube

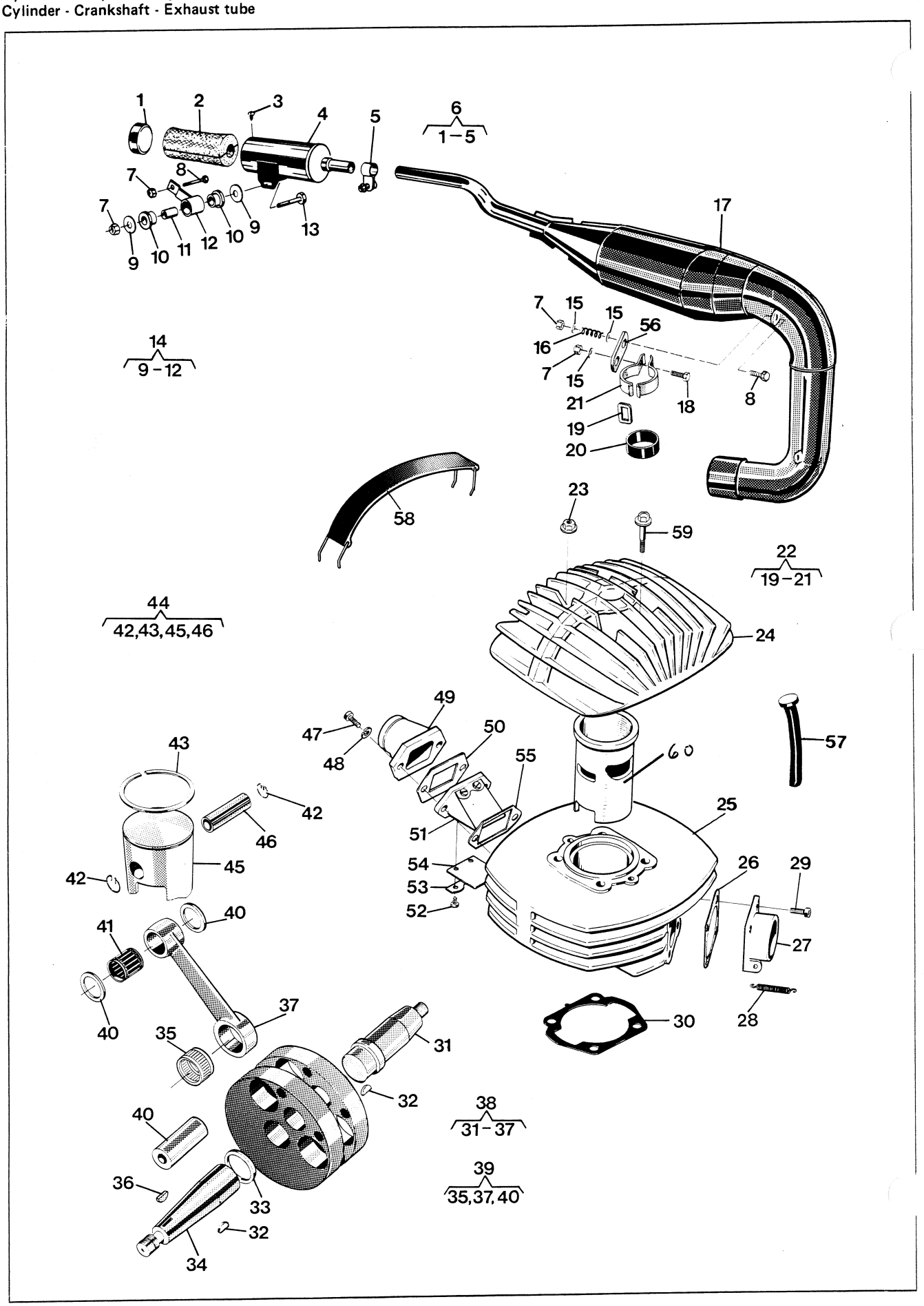

Bild Fig.	Det. nr Part number	st. pcs.	Benämning Description
1	15 14 888-01	1	Bakstycke Cover
2	15 14 889-01	2	Absorbent Absorber
3	23 40 400-12	2	Skruv RXK-B10 × 8 Screw
5	15 14 890-01	1	Slangklämma
6	15 14 881-01	1	Ljuddämpare kpl Silenser compl
7	25 80 153-01	6	Låsmutter M8 Nut
8	20 06 459-12	2	Skruv M6 × 40 Screw
9	15 14 661-01	4	Bricka Washer
10	15 14 662-01	4	Gummielement Rubber element
11	15 14 663-01	2	Hylsa Sleeve
13	20 06 460-12	1	Skruv M8 × 45 Screw
14	15 14 739-01	1	Fäste kpl Attachment compl
15	28 16 211-01		Bricka BRB 6,4 × 14 Washer
16	15 14 038-01	1	Fjäder Spring
17	15 14 808-01	1	Avgasrör Exhaust pipe
18	20 06 455-11	1	Skruv M8 × 30 Screw
19	15 14 668-01	1	Ögla Loop
20	15 14 641-01	1	Gummiskydd Rubber protection
22	15 19 813-01	1	Fäste kpl Attachment compl
23	25 46 118-14	4	Mutter M8 Nut
24	16 11 769-01	1	Cylinderlock Cylinder head
25	16 11 767-01	1	Cylinder Cylinder
26	16 11 512-01	1	Packning Gasket
27	16 11 511-01	1	Avgasstos Exhaust manifold
28	15 19 864-01	2	Fjäder Spring
29	20 24 370-12	4	Skruv M6 × 20 Screw
30	16 11 568-01	1	Packning Gasket
31	16 10 654-01	1	Vevaxel vänster Crankshaft left
32	29 00 560-01	2	Woodruffkil WK 3 × 16 Woodruff key
33	16 10 676-01	1	Distansring Distance ring
34	16 10 653-01	1	Vevaxel höger Crankshaft right
35	16 11 533-01	1	Nållager Needle bearing
36	29 01 265-01	1	Woodruffkil Woodruff key
38	16 10 381-01	1	Vevaxel kpl Crankshaft compl
39	16 10 383-01	1	Vevstaksrenov sts Overhaul kit conn rod
40	16 10 674-01	2	Distansring Distance ring
41	16 11 534-01	1	Nållager Needle bearing
42	16 11 739-01	2	Låsring Circlip

Bild Fig.	Det. nr Part number	st. pcs.	Benämning Description
43	16 11 671-01	1	Kolvring (cyl Ø Piston ring
43	16 11 671-02	1	Kolvring (cyl Ø Piston ring
43	16 11 671-03	-	Kolvring (cyl Ø Piston ring
44	16 10 378-01	1	Kolv kpl (cyl Ø 54,94) Piston compl
44	16 10 378-02	-	Kolv kpl (cyl Ø 55.19) Piston compl
44	16 10 378-03	-	Kolv kpl (cyl Ø 55.44) Piston compl
47	20 24 372-12	2	Skruv M6 × 25 Screw
48	28 88 180-01	2	Bricka FA 6,4 × 11 × 0,5 Washer
49	16 11 770-01	1	Anslutningsrör Connection tube
50	16 11 513-01	1	Packning Gasket
51	16 10 357-01	1	Ventilhållare Valve holder
52	22 96 285-11	4	Skruv M4 × 6 Screw
53	16 10 377-01	2	Ventilstöd Valve support
54	16 10 359-01	2	Ventil Valve
55	16 11 514-01	1	Packning Gasket
56	15 14 849-01	1	Länk Link
57	16 11 764-01	4	Dämpelemnt Damping element
58	16 11 559-01	1	Dämpband Damping belt
59	20 18 459-12	2	Skruv 8 × 40 Screw
60	16 11 765-01	1	CYLINDER LINER

TILLBEHÖR
ACCESSORIES

Det. nr Part number	Benämning Description
16 19 801-01	Renoveringssats, flaps Overhaul kit, reed-valves

Vevhushalva, höger
Crankcase, right

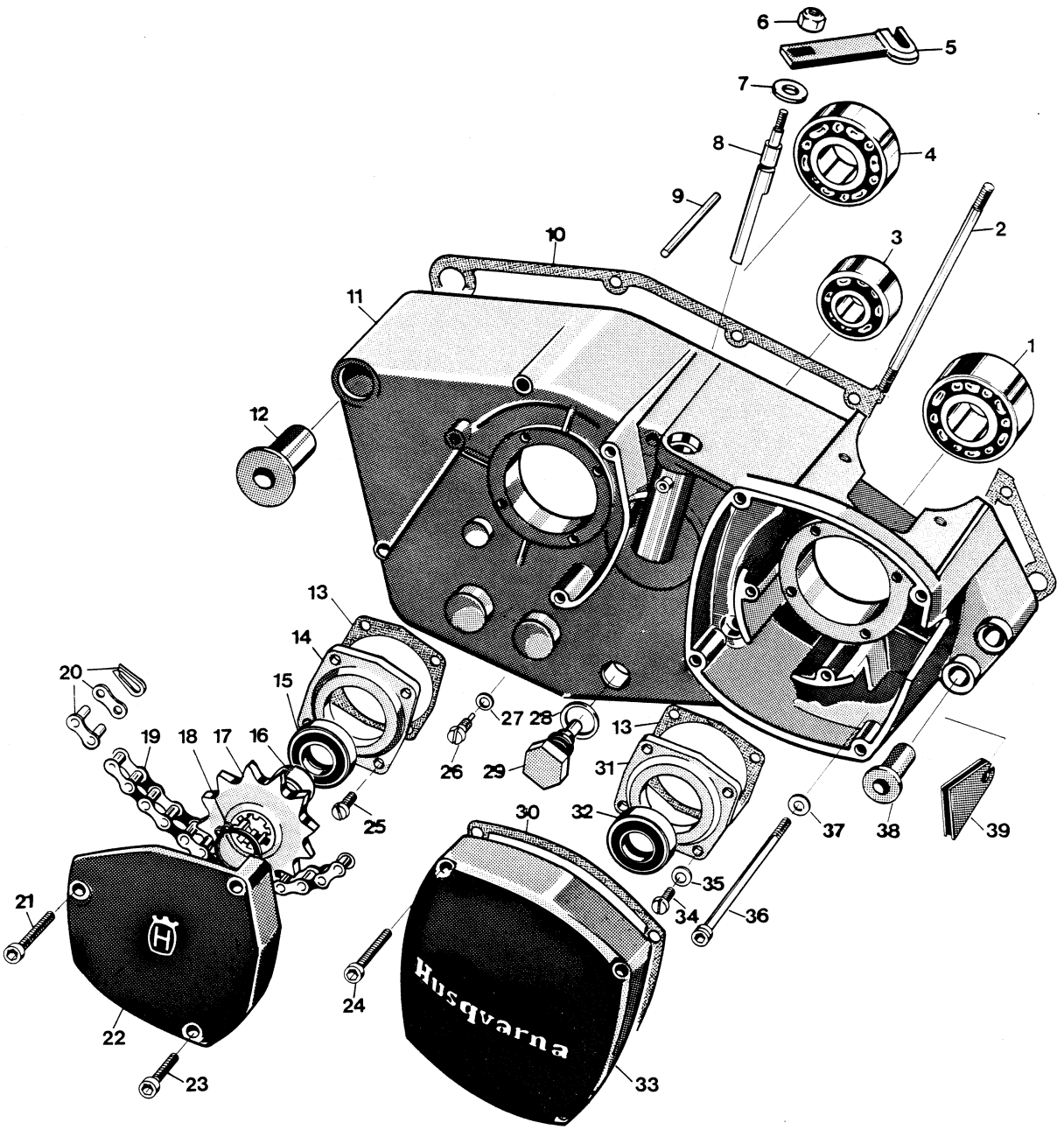

Bild Fig.	Det. nr Part number	st. pcs.	Benämning Description
1	29 32 520-21	1	Kullager SKF 3204/C3 Ball bearing
2	16 11 546-01	4	Dragbult, cylinder Cylinder stud
3	29 31 180-04	1	Kullager SKF 6301/C3 Ball bearing
4	29 31 240-04	1	Kullager SKF 6204/C3 Ball bearing
5	16 11 171-01	1	Hävarm Lever
6	25 80 153-01	1	Mutter M8 Nut
7	29 65 175-01	1	Tätring Seal
8	16 10 774-01	1	Frikopplingsaxel Declutching shaft
9	28 38 465-01	1	Räffelpinne 6 x 55 Dowel pin
10	16 11 562-01	1	Packning Gasket
11	16 11 572-01	1	Vevhus kpl. Crankcase compl.
12	16 11 516-01	1	Flänsbussning Flange sleeve
13	12 25 360-01	2	Packning Gasket
14	16 10 938-01	1	Fläns Flange
15	29 65 444-01	1	Tätring Seal
16	16 12 472-01	1	Distansring Spacer
17	16 12 471-04	1	Kedjedrev, z=13 Sprocket
18	28 20 020-01	1	Spårring SgA 20 Circlip
19	15 19 375-07	1	Drivkedja 5/8" x 1/4" Chain
20	15 19 376-01	1	Kedjelås 5/8" x 1/4" Master link
21	20 24 380-12	1	Skruv M6 x 50 Screw
22	16 11 560-01	1	Kåpa, kedjedrev Sprocket cover
23	20 24 376-12	2	Skruv M6 x 35 Screw
24	20 24 378-12	4	Skruv M6 x 40 Screw
25	20 63 328-52	4	Skruv M5 x 14 Screw
26	12 25 077-01	1	Stoppskruv Screw
27	28 16 190-01	1	Bricka BRB 5,3 x 12 Washer
28	12 25 025-01	1	Packning Gasket
29	16 12 537-01	1	Magnetplugg Magneto plug
30	16 11 623-01	1	Packning Gasket
31	16 10 679-01	1	Fläns Flange
32	16 10 681-01	1	Tätring Seal
33	16 10 647-01	1	Magnetkåpa Magneto cover
34	20 62 328-12	4	Skruv M5 x 14 Screw
35	28 88 170-01	4	Fjäderbricka Washer
36	20 24 385-12	9	Skruv M6 x 75 Screw
37	28 16 201-01	9	Bricka BRB 6,4 x 12 Washer

Bild Fig.	Det. nr Part number	st. pcs.	Benämning Description
38	16 10 777-01	2	Flänsbussning Flange sleeve
39	16 14 728-01	1	Kabelgenomföring Grommet

Det. nr Part number	Benämning Description
	Kedjedrev Front sprocket
16 12 471-01	z=10
16 12 471-02	z=11
16 12 471-03	z=12
16 12 471-04	z=13
16 12 471-05	z=14
16 12 471-06	z=15
16 12 471-07	z=16
16 12 471-08	z=17
16 19 803-01	Packningssats Gasket set

Vevhushalva, vänster - Kickstart
Crankcase, left - Kick-starter

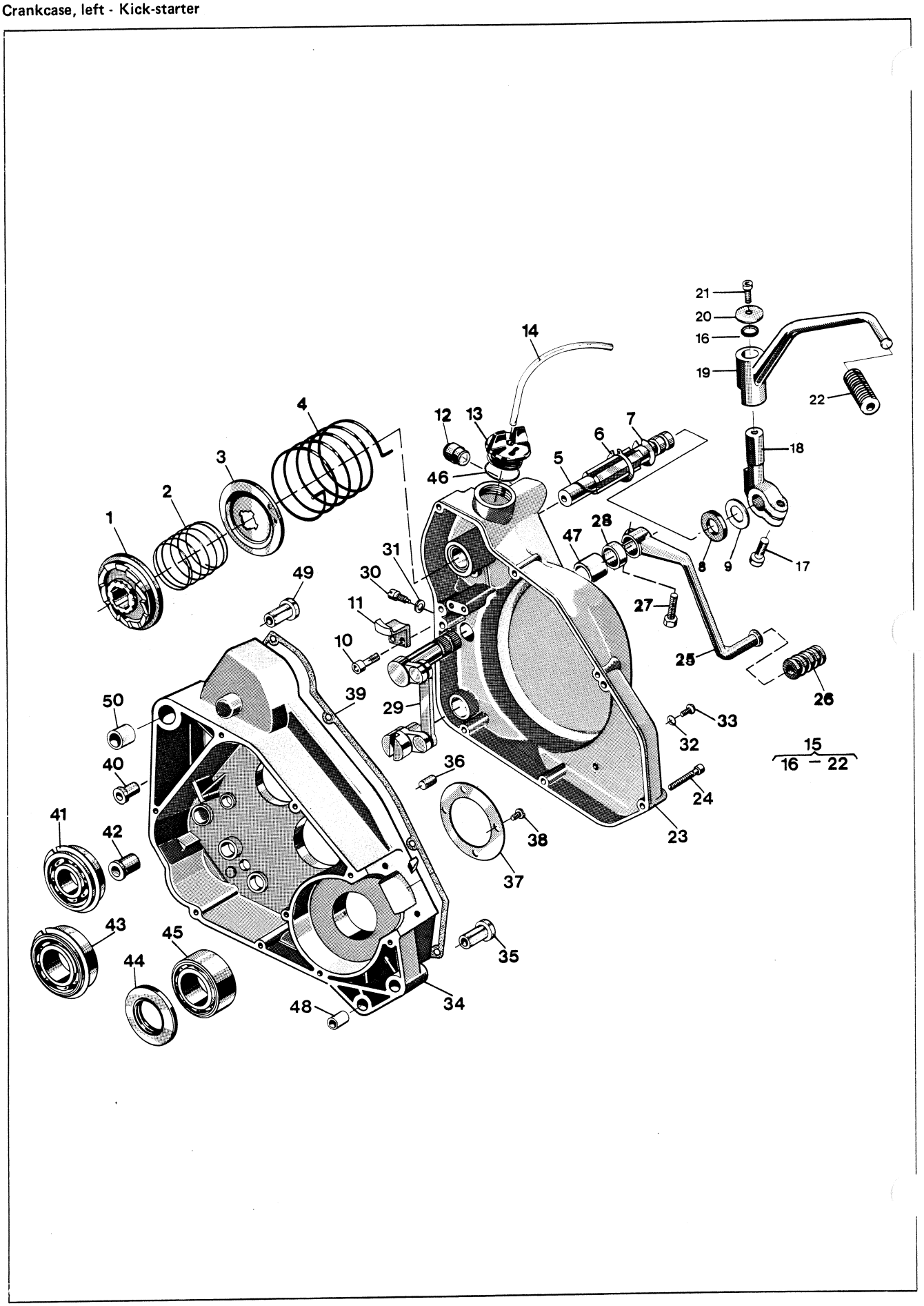

	Bild Fig.	Det. nr Part number	st. pcs.	Benämning Description
	1	12 25 438-01	1	Medbringarehjul Driving wheel
	2	12 25 439-01	1	Fjäder Spring
	3	12 25 435-01	1	Medbringareskiva Driving disc
	4	12 25 437-01	1	Fjäder Spring
	5	12 25 434-01		Kickstartaxel Kick start shaft
	6	28 20 020-01	1	Låsring SgA20 Circlip
	7	12 25 436-01	1	Låsring Circlip
	8	12 25 442-01	1	Packning Gasket
	9	12 25 443-01	1	Stödbricka Support washer
	10	20 26 370-44	2	Skruv Screw
	11	12 25 440-01	1	Lyfthake Pawl
N	12	12 25 446-01	1	Buffert Buffer
	13	16 10 786-01	1	Lock Cap
	14	12 25 621-02	1	Slang Hose
N	15	16 12 680-01	1	Kickstartpedal kpl Kick starter pedal compl
N	16	29 70 135-01	1	O-ring O-ring
	17	20 24 455-12	1	Skruv M8 × 30
	19	16 12 679-01	1	K/S LEVER ARM
N	20	28 01 416-01	1	Bricka 6,5 × 22 Washer
N	21	20 24 368-12	1	Skruv M6 × 16 Screw
	22	12 25 702-01	1	Pedalgummi Pedal rubber
	23	16 11 486-01	1	Vevhuskåpa Transmission cover
	24	20 24 376-12	7	Skruv M6 × 35 Screw
	25	16 12 504-01 16 12 683-01	1 1	Fotväxelpedal CR Shift lever WR compl
	26	16 12 813-01 16 12 688-01	1 1	Pedalgummi CR Pedal rubber WR
	27	20 24 370-12 20 06 371-12	1	Skruv M6 × 20 CR Screw M6 × 22 WR
	28	29 65 289-07	1	Tätring 17 × 28 × 6 Seal
	29	16 11 535-01	1	Växelmekanism kpl Gear links compl
	30	12 25 077-01	1	Stoppskruv Screw
	31	28 16 190-01	1	Bricka 5,3 × 12 Washer
	32	16 10 823-01	1	Packning Gasket
	33	20 62 364-11	1	Skruv M6 × 10 Screw
	34	16 11 572-01	1	Vevhushalvor par Crankcase halves pair
	35	16 10 77-01	2	Flänsbussning d= 8 mm Flange sleeve
	36	28 26 571-01	2	Cyl.pinne Dowel pin
	37	16 11 566-01	1	Stödbricka Support washer
	38	20 62 328-12	4	Skruv M5 × 14 Screw
	39	16 10 792-01	1	Packning Gasket
	40	16 11 465-01	2	Bussning Sleeve

Bild Fig.	Det. nr Part number	st. pcs.	Benämning Description
41	29 31 220-57	1	Kullager SKF 6303 NR/C3 Ball bearing
42	12 25 356-01	1	Bussning Bushing
43	29 31 265-57	1	Kullager SKF 6205 NR/C3 Ball bearing
44	29 65 443-14	1	Tätring 25 × 47 × 7 Seal
45	29 32 520-21	1	Kullager SKF 3204/C3 Ballbearing
46	50 12 782-01	1	Packning Gasket
47	16 11 474-01	1	Bussning Bushing
48	16 10 776-01	1	Styrhylsa Stearing sleeve
49	16 11 516-01	1	Flänsbussning Flange sleeve
50	16 11 527-01	1	Styrhylsa Stearing sleeve

Spare parts shift lever WR

N		16 12 685-01	1	Växelpedal Shift lever
N		16 12 686-01	1	Ledskruv Screw
N		16 12 687-01	1	Fjäder Spring
N		28 47 180-12		Låsbricka Washer

Växellåda - Transmission - Koppling
Gearbox - Transmission - Clutch

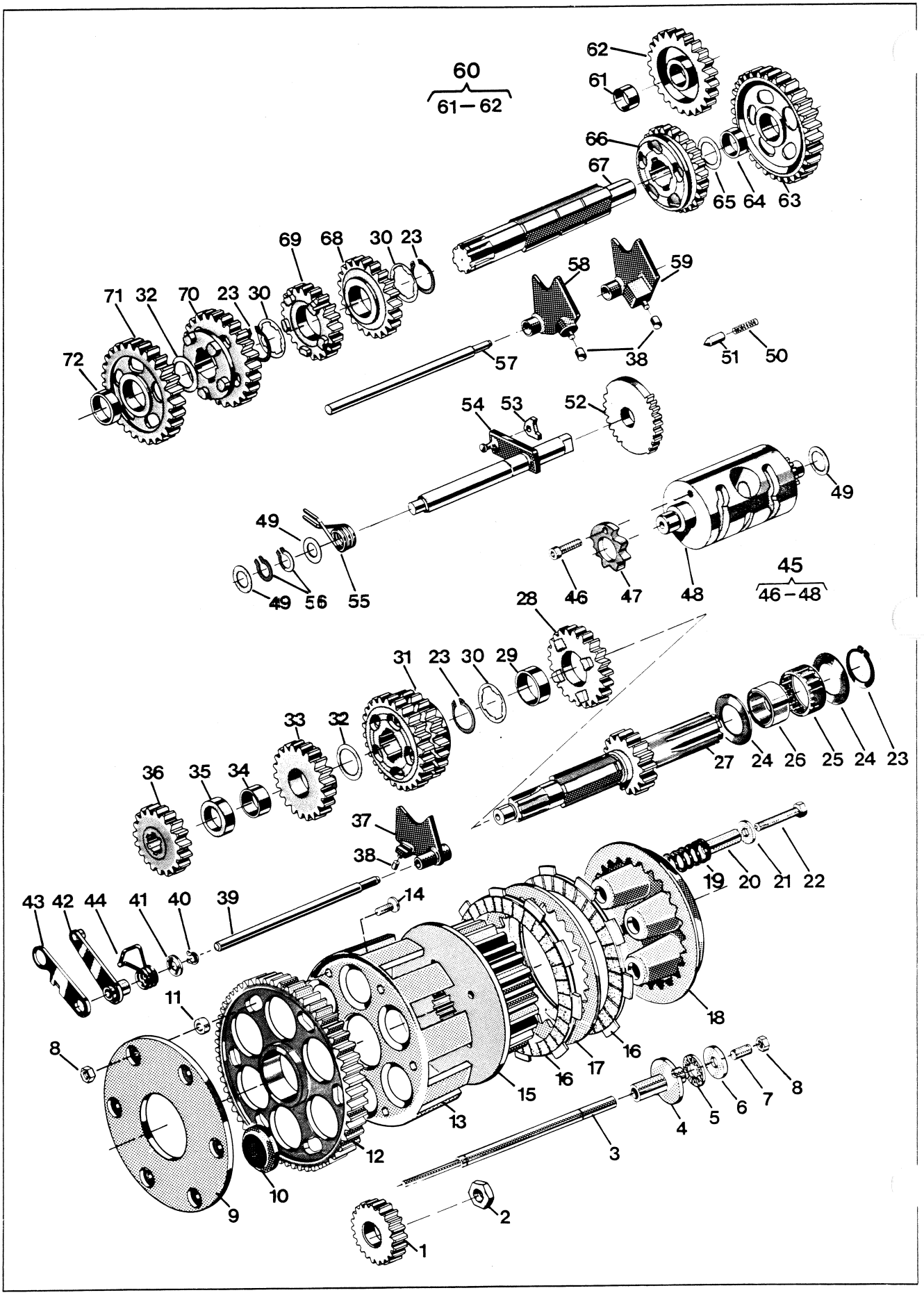

Bild Fig.	Det. nr Part number	st. pcs.	Benämning Description
1	16 11 174-01 16 11 182-01	1 1	Drivhjul CR Driving gear WR
2	16 11 175-01	1	Mutter Nut
3	16 11 160-01	1	Tryckstång Push rod
4	16 11 170-01	1	Axelhylsa Shaft sleeve
5	16 11 166-01	1	Axiallager Axial bearing
6	16 11 167-01	1	Axialbricka Axial washer
7	22 26 370-06	1	Skruv TSS 6 × 20-10,9 Screw
8	25 09 316-02	7	Mutter M6 Nut
9	16 11 150-01	1	Stödplatta Support plate
10	16 11 152-01	6	Dämpelement Damping element
11	16 11 151-01	6	Distansring Distance ring
12	16 11 148-01 16 11 179-01	1 1	Kugghjul CR Cog wheel WR
13	16 11 149-01	1	Kopplingskorg Clutch ring
14	21 23 368-02	6	Skruv 6 × 16 Screw
15	16 11 156-01	1	Kopplingscentrum Clutch hub
16	16 11 157-01	6	Lamell m belägg Disc w lining
17	16 11 158-01	5	Lamell Disc
18	16 11 168-01	1	Tryckskiva Pressure plate
19	16 11 177-02	5	Fjäder Spring
20	16 11 169-01	5	Distanshylsa Distance sleeve
21	28 16 222-01	5	Bricka 6,7 × 16 × 1,5 Washer
22	20 06 378-57	5	Skruv M6 × 40 Screw
23	28 20 025-01	4	Spårring SgA25 Circlip
24	16 11 155-01	2	Bricka Washer
25	16 11 154-01	1	Nållager Needle bearing
26	16 11 153-01	1	Innerring Internal ring
27	16 12 477-01 16 12 508-01	1 1	Huvudaxel CR Clutch shaft WR
28	16 12 404-01	1	Kugghjul 4:an z= 23 Gear wheel 4th
29	16 12 418-01	1	Lagerhylsa Sleeve 4th
30	16 12 421-01	3	Bricka Washer 4th — 6th
31	16 12 405-01	1	Kugghjul 5:an, 6:an z= 25,27 Gear wheel 5th, 6th
32	16 12 842-01	2	Bricka Washer 3rd
33	16 12 403-01 16 12 497-01	1 1	Kugghjul 3:an z= 21 C R Gear wheel 3rd z= 20 WR
34	16 12 480-01	1	Lagerhylsa 3rd, 2nd Sleeve
35	16 12 481-01	1	Distansring Spacer
36	16 12 596-01 16 12 496-01	1	Kugghjul 2:an z= 18 CR Gear wheel 2nd z= 17 WR
37	16 12 897-01	1	Växelförare 3—4:an Gear striker
38	16 12 424-01	3	Ledrulle Guide roller

Bild Fig.	Det. nr Part number	st. pcs.	Benämning Description
39	16 12 484-01	1	Axel Shaft
40	28 20 010-01	1	Spårring SgA10 Circlip
41	16 12 485-01	1	Bricka Washer
42	16 12 489-01	1	Spärrarm Ratchet arm
43	16 12 493-01	1	Distansarm Distance arm
44	16 12 494-01	1	Fjäder Spring
45	16 12 486-01	1	Kulissrulle kpl Linkroller compl
46	20 24 366-39	1	Skruv M6 × 12 Screw
47	16 12 488-01	1	Spärrhjul Ratchet wheel
49	29 95 175-01	3	Bricka 15 × 24 × 1 Washer
50	16 12 593-01	1	Fjäder Spring
51	16 12 455-01	1	Spärrhylsa Ratchet sleeve
52	16 12 870-01	1	Stegmatare Stepfeeder
53	16 12 895-01	1	Medbringarhake Pawl
54	16 12 600-01	1	Växlingsaxel Gear shaft
55	16 12 594-01	1	Fjäder Spring
56	28 20 015-01	2	Spårring SgA15 Circlip
57	16 12 843-01	1	Axel Shaft
58	16 12 848-01	1	Växelförare 2-6:an Gear striker
59	16 12 896-01	1	Växelförare 1-5:an Gear striker
60	16 12 482-01 16 12 501-01	1 1	Kugghjul start CR - 23 T Gear wheel start WR - 21 T
61	12 25 713-01	1	Bussning Sleeve
63	16 12 406-01 16 12 442-01	1 1	Kugghjul 1:an z= 31 CR Gear wheel 1st z= 33 WR
64	16 12 415-01	1	Lagerhylsa Sleeve 1st
65	29 95 250-01	1	Bricka 17,02 × 23 × 1 Washer 1 st
66	16 12 409-01	1	Kugghjul 4:an z= 24 Gear wheel 4th
67	16 12 470-01	1	Hjälpaxel Sprocket shaft
68	16 12 410-01	1	Kugghjul 5:an z= 22 Gear wheel 5th
69	16 12 411-01	1	Kugghjul 6:an z= 21 Gear wheel 6th
70	16 12 408-01	1	Kugghjul 3:an z= 26 Gear wheel 3rd
71	16 12 597-01 16 12 453-01	1 1	Kugghjul 2:an z= 28 C R Gear wheel 2nd z= 29 WR
72	16 12 416-01	1	Lagerhylsa Sleeve 2nd

Förgasare
Carburettor

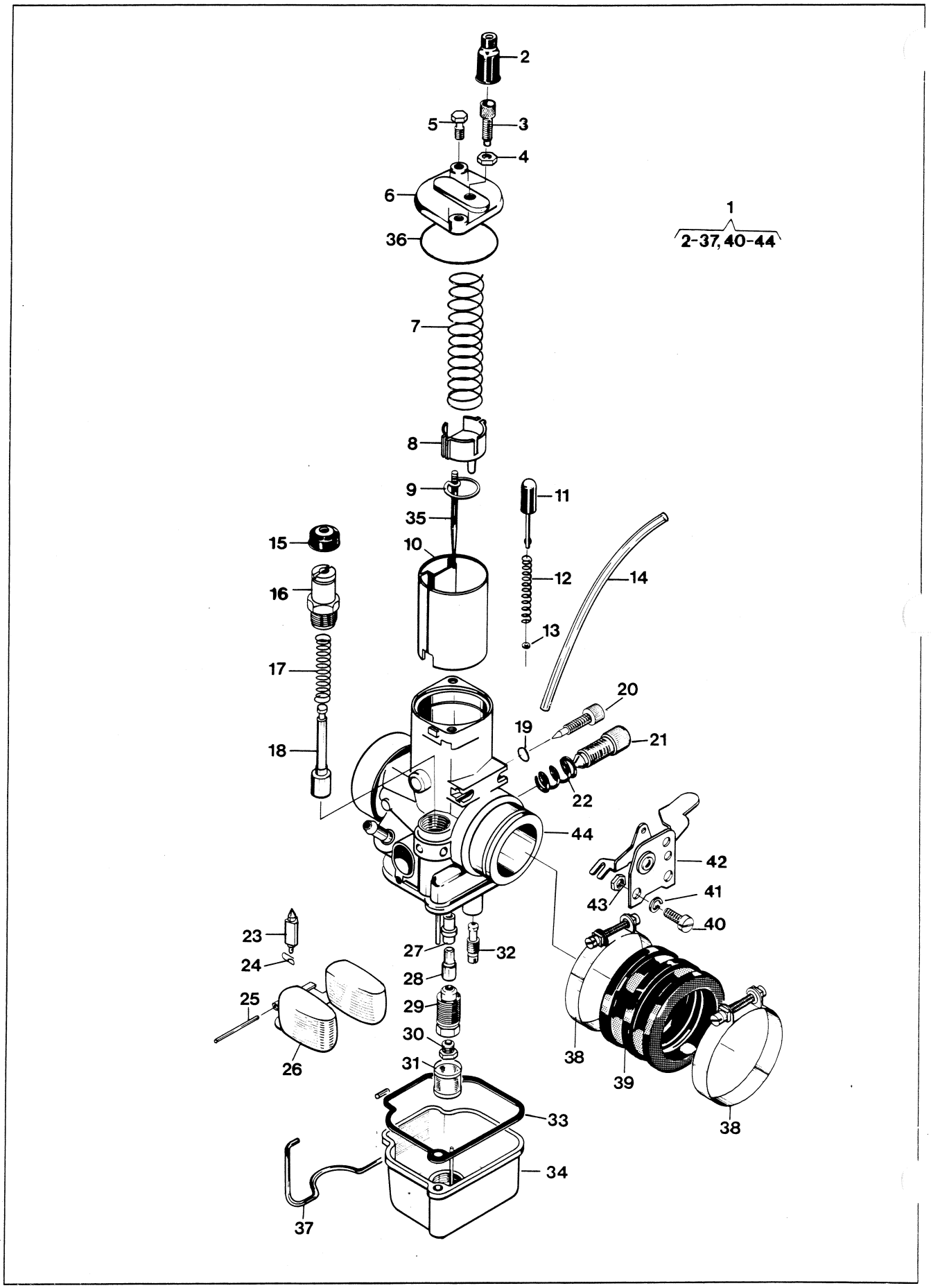

Bild Fig.	Det. nr Part number	st. pcs.	Benämning Description
1	16 13 442-01	1	Förgasare kpl. Carburettor compl.
2	16 13 128-01	1	Skyddshylsa Protector sleeve
3	16 13 916-01	1	Ställskruv Tension screw
4	16 13 908-01	1	Mutter Nut
5	16 13 126-01	2	Skruv Screw
6	16 13 247-01	1	Förgasarelock Carburettor cover
7	16 13 597-01	1	Trottelfjäder Throttle spring
8	16 13 237-01	1	Wirelås Wire lock
9	16 13 244-01	1	Hållare Needle holder
10	16 13 484-01	1	Trottel Throttle
11	16 13 449-01	1	Flödareknapp Tickler button
12	16 13 451-01	1	Fjäder Spring
13	16 13 450-01	1	Bricka Washer
14	11 28 072-05	1	Slang Hose
15	16 13 464-01	1	Gummiskydd Rubber cap.
16	16 13 459-01	1	Starthylsa Start sleeve
17	16 13 458-01	1	Fjäder Spring
18	16 13 457-01	1	Kolv Piston
19	16 13 465-01	1	O-ring Rubber ring
20	16 13 453-01	1	Luftskruv Air screw
21	16 13 986-01	1	Ställskruv Adjusting screw
22	16 13 987-01	1	Fjäder Spring
23	16 13 417-01	1	Nål Needle
24	16 13 330-01	1	Fjäder Spring
25	16 13 993-01	1	Stift Peg
26	16 13 537-01	1	Flottör Float
27	16 13 215-01	1	Spridare Atomizer
28	16 13 238-01	1	Nålmunstycke 2,76 Needle jet.
29	16 13 979-01	1	Blandarrör Mixer tube
30	16 13 236-01	1	Huvudmunstycke 166 Main jet.
31	16 13 509-01	1	Silhylsa Strainer sleeve
32	16 13 505-01	1	Tomgångsmunstycke 35 Idling jet.
33	16 13 989-01	1	Packning Gasket
34	16 13 494-01	1	Flottörhus Float chamber
35	16 13 596-01	1	Nål Needle
36	16 13 248-01	1	O-ring Rubber ring
37	16 13 990-01	1	Fjäderbygel Spring strop
38	16 13 538-01	2	Klamma Clamp

Bild Fig.	Det. nr Part number	st. pcs.	Benämning Description
39	16 13 226-01	1	Muff Muff
40	20 62 325-11	2	Skruv Screw
41	28 04 301-01	2	Bricka Washer
42	16 13 483-01	1	Choke reglage Choke lever
43	16 13 463-01	2	Mutter Nut

TILLBEHÖR
ACCESSORIES

Det. nr Part number	Benämning Description
	Huvudmunstycken Main jets
16 13 232-01	145
16 13 239-01	150
16 13 234-01	155
16 13 235-01	160
16 13 236-01	165
16 13 506-01	170
16 13 507-01	175
	Nålmunstycken Needle jets
16 13 485-01	2,70
16 13 240-01	2,73
16 13 238-01	2,76
16 13 241-01	2,80
	Tomgångsmunstycken Idling jets
16 13 510-01	30
16 13 505-01	35
16 13 981-01	40
16 13 216-01	45

Luftfilter
Air filter

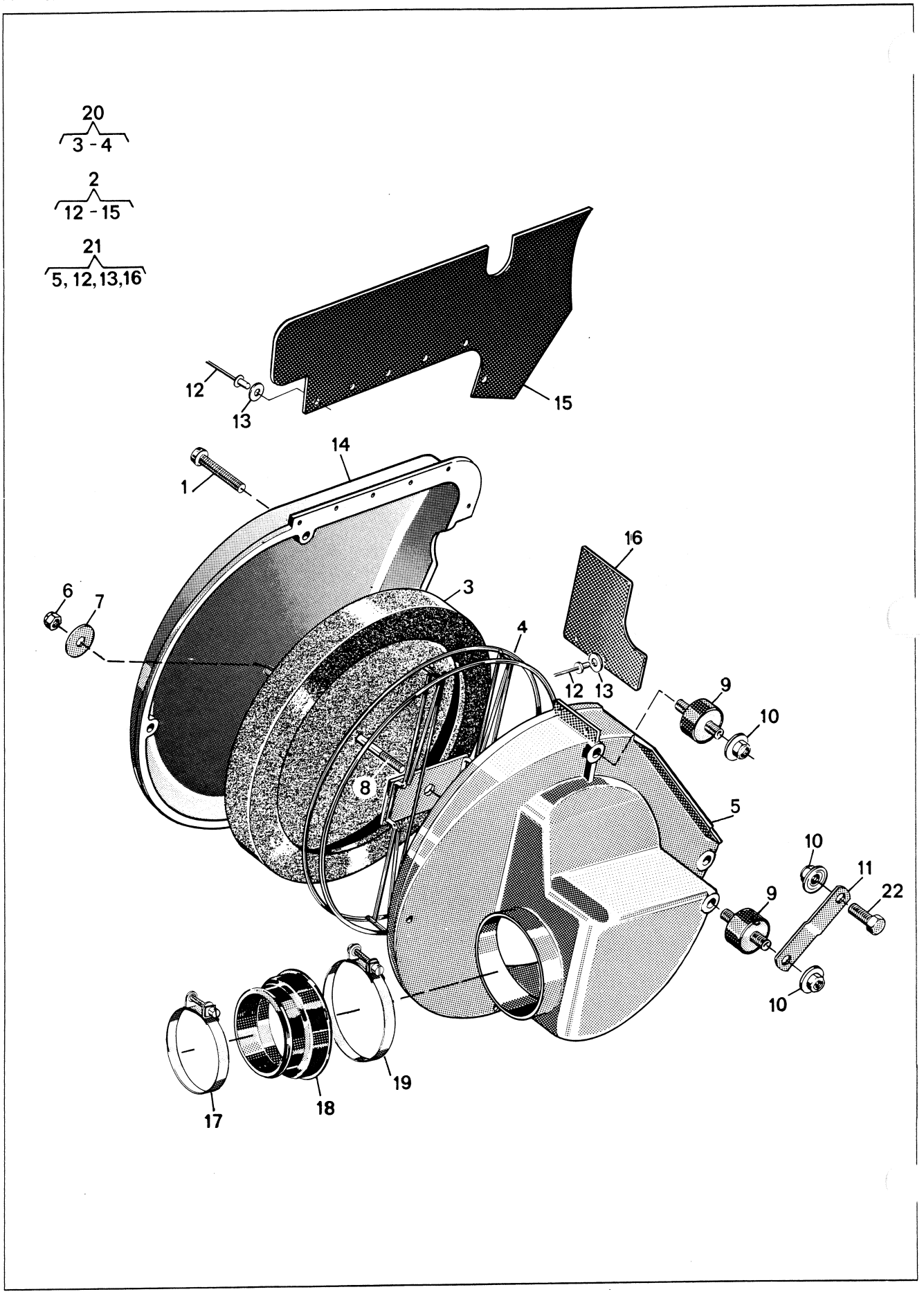

Bild Fig.	Det. nr Part number	st. pcs.	Benämning Description
1	20 62 378-11	4	Skruv M6 × 40 Screw
2	16 13 493-01	1	Lock Cover
3	16 13 472-01	1	Luftfilter Air filter
6	25 80 142-01	1	Mutter M6 Nut
7	28 01 416-01	1	Bricka 6,5 × 22 × 1,5 Washer
8	20 41 432-11	1	Pinnskruv M6 × 120 Stud
9	15 14 590-01	3	Vibrationsdämpare Vibration damper
10	25 82 118-14	4	Mutter M8 Nut
11	16 13 281-01	1	Fäste Attachment
12	51 20 300-01	11	Nit 4 × 12 Rivet
13	28 01 230-11	8	Bricka 4,4 × 10 × 0,5 Washer
15	16 13 492-01	1	Stänkskydd Splash guard
16	16 13 331-01	1	Stänkskydd Splash guard
17	16 13 539-01	1	Klammer Clamp
18	16 13328-01	1	Anslutning Connection
19	16 13 275-01	1	Klammer Clamp
20	16 13 471-01	1	Luftfilter kpl Air filter compl
21	16 13 356-01	1	Luftfilterbehållare kpl Air filter holder compl
22	20 06 453-12	1	Skruv M8 × 25 Screw

TILLBEHÖR
ACCESSORIES

Det. nr Part number	Benämning Description
15 19 824-01	Olja luftfilter 0,5 l Air filter oil

Bild Fig.	Det. nr Part number	st. pcs.	Benämning Description

Elektrisk utrustning
Electric equipment

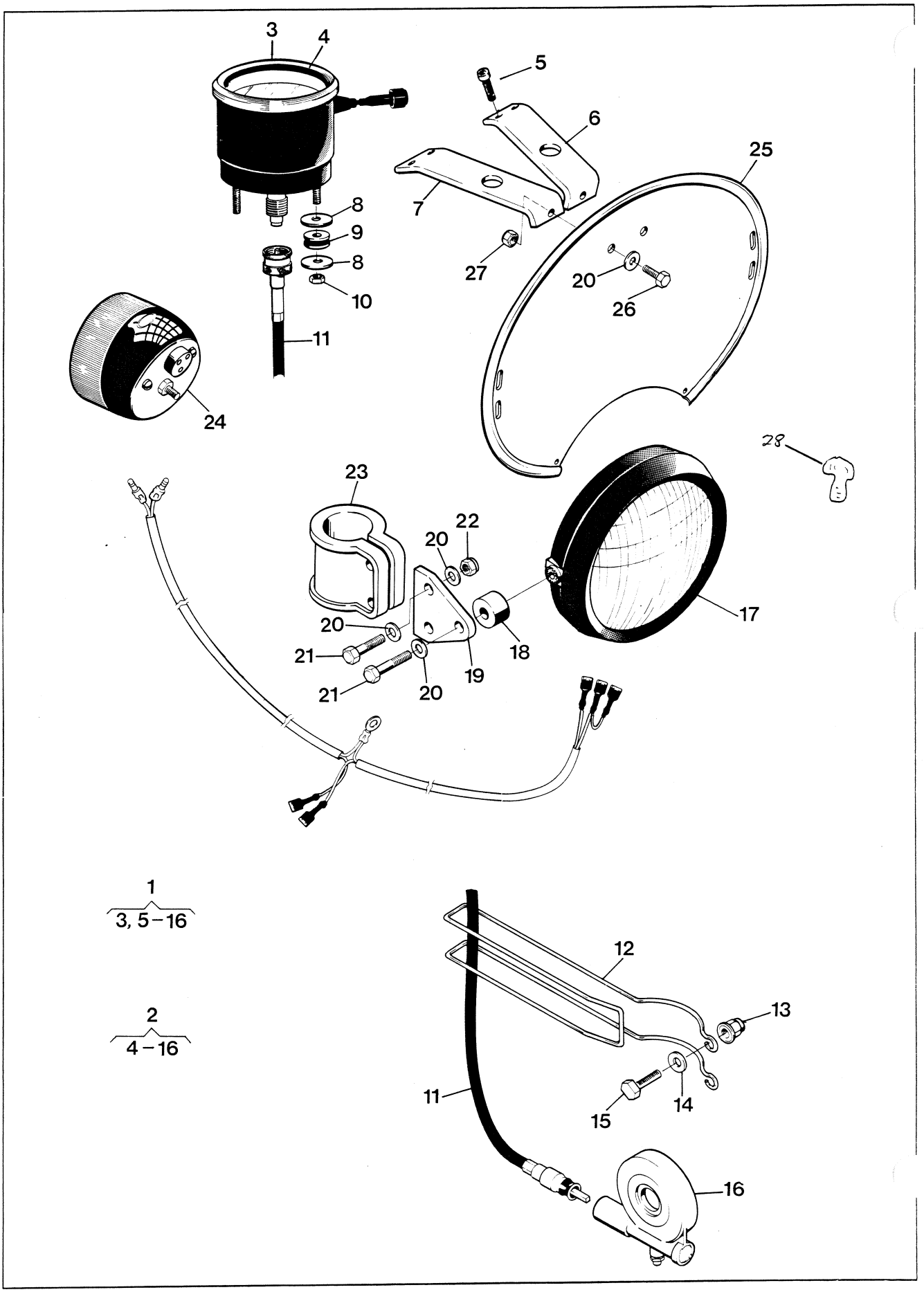

Bild Fig.	Det. nr Part number	st. pcs.	Benämning Description
1	15 17 312-01	-	Hast mätarsats kpl MILES WR Speedo-meter kit cpl MILES
2	15 17 312-02	-	Hast mätarsats kpl KM WR Speedo-meter kit cpl KM
3	15 19 878-01	1	Klocka MILES WR Speedo-meter MILES
4	15 19 877-01	1	Klocka KM WR Speedo-meter KM
5	20 24 376-12	4	Skruv M6 × 35 WR Screw
6	15 17 326-01	1	Fäste vänster WR Attachment left
7	15 17 325-01	1	Fäste höger WR Attachment right
8	28 01 416-01	4	Bricka 6,5 × 22 WR Washer
9	50 15 495-01	2	Gummigenomföring WR Rubber attach
10	25 80 132-01	2	Mutter M5 WR Nut
11	15 17 301-01	1	Böjlig axel WR Speedo wire
12	15 17 306-01	1	Avvisarbygel WR Wire protec
13	25 81 146-01	2	Mutter M6 WR Nut
14	28 16 211-01	2	Bricka 6,4 × 14 WR Washer
15	20 06 371-12	2	Skruv M6 × 22 WR Screw
16	15 17 302-01	1	Vinkelväxel WR Angle gear
17	15 17 307-01	1	Strålkastare WR Head lamp
18	15 17 319-01	2	Distans WR Distance
19	15 17 304-01	2	Lampfäste WR Lamp attachment
20	28 16 211-01	12	Bricka 6,4 × 14 WR Washer
21	20 06 374-12	6	Skruv M6 × 30 WR Screw
22	25 81 146-01	4	Mutter M6 WR Nut
23	15 17 300-01	2	Lamphållare WR Lamp attach
24	15 17 311-01	1	Baklykta WR Rear lamp
25	15 19 049-01	1	Nummerplåt vit WR Number plate white
26	20 06 368-12	2	Skruv M6 × 16 WR Screw
27	25 80 142-01	2	Mutter M6 WR Nut
	15 17 313-01	1	Bromsljuskontakt WR Brake light contact
	15 17 308-01	1	Signalhorn WR Horn
	15 17 292-01	1	Ljusomkopplare WR Light switch
28	15 17 320-01	1	Bulb

Bild Fig.	Det. nr Part number	st. pcs.	Benämning Description
	16 19 803-01		Gasket set